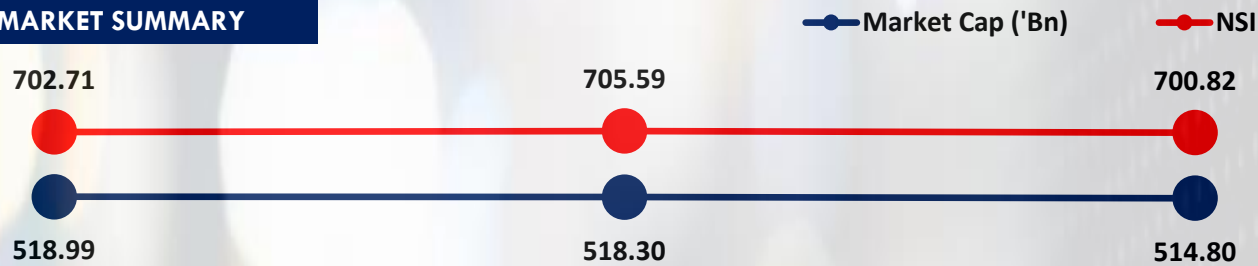




**WEEK 31 MARKET SUMMARY**



DAY 1

DAY 2

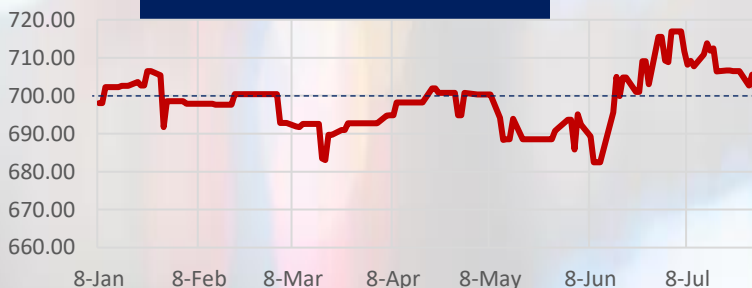
DAY 3

**MARKET OVERVIEW**

**Year to Date Overview**

- NASD OTC Securities Exchange Market closed on a positive note last week, as the market recorded an increase in performance. NASD Security Index ("NSI") Year to date (YTD) return rose by 0.47%.

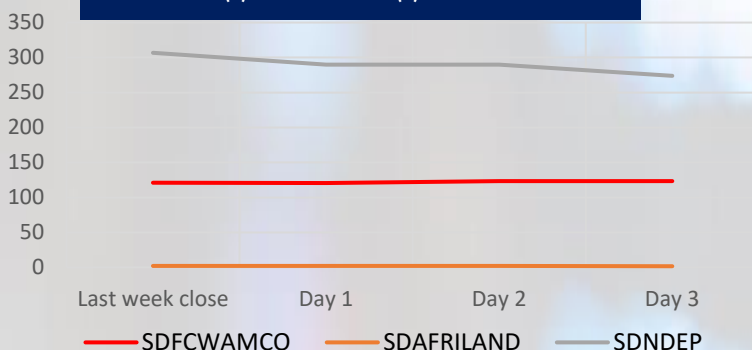
**NSI Year-to-Date Performance**



**Week 31 Overview**

- The NASD Security Index (NSI) fell by -0.81% to close at 700.82 points as against 706.52 points on the preceding Friday
- In addition, Week 31 saw NASD Investors lose ₦4.19 Billion in Market capitalization. NASD OTC Market capitalization closed at ₦514.80 Billion compared to ₦518.99 Billion on the preceding Friday, resulting from an increase in prices.

**Advancer(s) and Decliner(s) Price Movement**



- Total trade activity in the week was valued at ₦70.63 Million in 47 deals.
- NASD OTC Securities Exchange Market Advancer for week 31 is FrieslandCamina Wamco Nigeria Plc (SDFCWAMCO).
- NASD OTC Securities Exchange Market Decliner for week 31 is Afriland Properties Plc and Niger Delta Exploration and Production Plc (SDNDEP)

**Corporate Action**

- We write to inform you that the 61st Annual General Meeting ["AGM"] of Air Liquide Nigeria Plc has been scheduled to hold Thursday, August 27, 2020 at the company's office, 104/106 Ladipo Street, Matori Industrial Estate, Matori, Lagos by 2:00 p.m.
- The Company requests every member who is entitled to attend and vote at the 61st Annual General Meeting to appoint a proxy from the list of designated individuals to attend and vote in his or her stead. Attendance at the Annual General meeting shall be by proxy only.

**MARKET ESTIMATES**

**TRADING ACTIVITY**

	Week 31	Week 30	% Δ WtD
Number of deals	47	32	46.88% ↑
Volume traded ('000)	1,952	99	1,852.80% ↑
Value traded ('000)	₦70,635	₦7,921	791.68% ↑

**TRADER OF THE WEEK**



NASD OTC Securities Exchange top Traders for the week is Valmon Securities Limited

**ADVANCER(S)**

Security code	Week 31	Week 30	% Δ WtD
SDFCWAMCO	123.27	121.15	1.75 ↑

**DECLINER(S)**

Security code	Week 31	Week 30	% Δ WtD
SDAFRILAND	1.98	2.2	-10.00 ↓
SDNDEP	273.82	306.65	-10.71 ↓

**TRADED SECURITIES**

SECURITIES	VOLUME	VALUE
SDFCWAMCO	246,736	30,092,159.90
SDCSCSPLC	1,479,360	20,785,429.50
SDNDEP	66,760	20,785,429.50
SDAFRILAND	138,285	298,845.80
SDUBNPROP	19,100	27,220.00
SDNASDPLC	1,978	7,714.20

**KEY METRICS**

Market Capitalization	₦514.80 Billion
NSI	700.82 Points
Volume Dematerialized	96.62 Billion
Dematerialized Percentage	63.19%
Volume of Trades (YTD)	7.81 Billion
Number of Trades (YTD)	909
Value of Trades (YTD)	₦10.46 Billion

**ECONOMIC INDICATORS**

Real GDP Growth	1.87%
Inflation (YoY)	12.56%
Interest rate	12.50%
FX(Official Window)	381.00: US \$1