


WEEK 14 MARKET SUMMARY

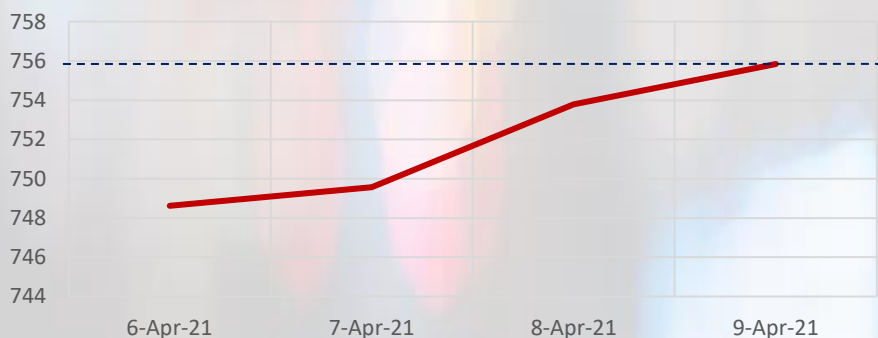


MARKET OVERVIEW

Year to Date Overview

- NASD OTC Securities Exchange Market closed on a positive note last week, as the market recorded a decrease in trade performance. NASD Security Index ("NSI") Year to date (YTD) return rose by 1.91%

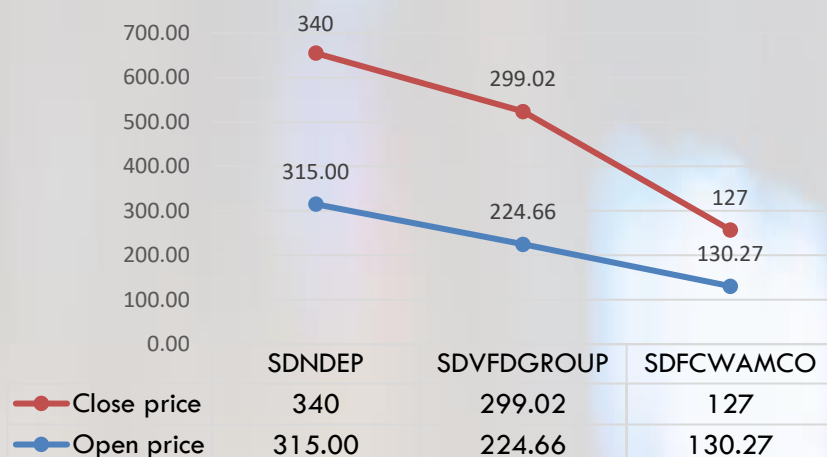
NSI WEEK 14 Performance



WEEK 14 Market Overview

- The NASD Security Index (NSI) rose by 1.44% to close at 755.84 points as against 745.08 points in the previous week.
- In addition, NASD Investors gain ₦7.65 Billion in Market capitalisation. NASD OTC Market capitalization closed at ₦537.26 Billion compared to ₦529.61 Billion at close of last week.

WEEK 14 Price Review



- Total trade activity for WEEK 14 was valued at ₦65.61 Million in 22 deals

ECONOMIC INDICATORS

Real GDP Growth	2.9%
Inflation (YoY)	17.33%
Interest rate	11.50%
FX(Official Window)	₦ 380.7: US \$1

MARKET ESTIMATES

TRADING ACTIVITY

	WEEK 14	WEEK 13	Δ WiD
Number of deals	22	33	33.33% ↓
Volume traded ('Mn)	0.36	1.22	70.073% ↓
Value traded ('Mn)	₦ 65.61	₦ 213.39	69.25.% ↓

TRADER OF THE WEEK



NASD OTC Securities Exchange top Trader for WEEK 14 2021 is Anchoria Investment and Securities Limited with ₦40.8 million

WEEK 14 ADVANCER(S) & DECLINERS

Security code	WEEK 14	WEEK 13	Δ WiD
SDNDEP	340	315.00	7.94% ↑
SDVFDGROUP	299.02	224.66	33.10% ↑
SDFCWAMCO	127	130.27	2.15% ↓

TOP TRADED SECURITIES

SECURITIES	VOLUME	VALUE (₦)
SDFCWAMCO	23,000	2,977,900.00
SDNDEP	59,537	19,592,580.00
SDCSCSPCL	134,420	2,140,720.00
SDVFDGROUP	150,000	40,899,130.00

KEY METRICS

Market Capitalization	₦537.26 Billion
NSI	755.84 Points
Volume of Trades (YTD)	41.69 Million
Number of Trades (YTD)	396
Value of Trades (YTD)	₦1.49 Billion