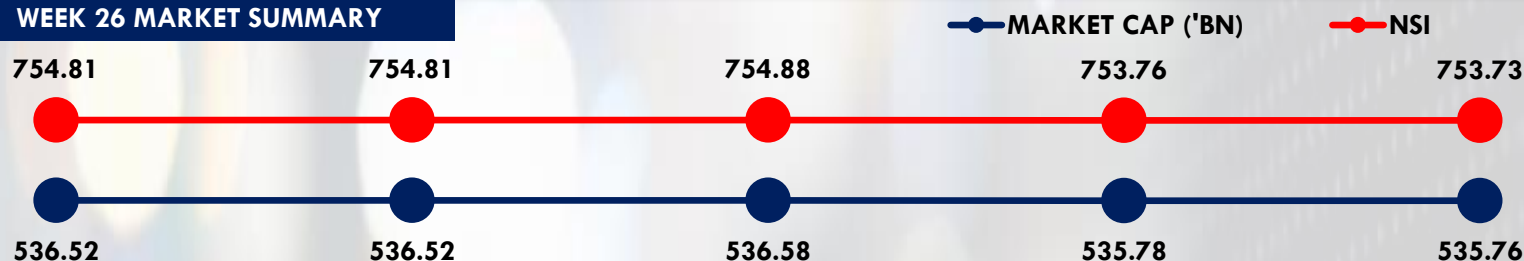


## WEEK 26 MARKET SUMMARY



### DAY 1

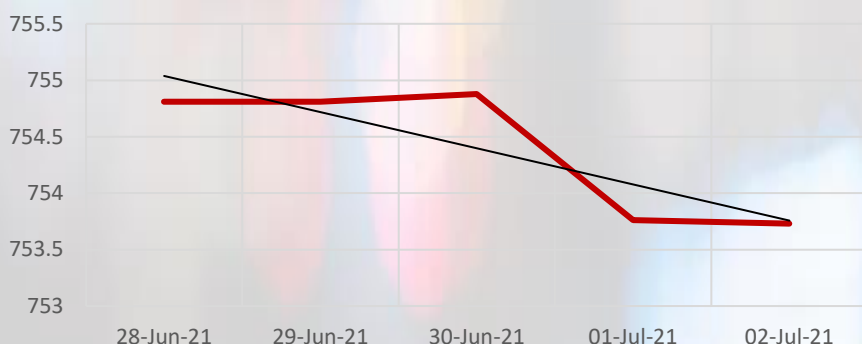
### DAY 2

## MARKET OVERVIEW

### Year to Date Overview

- NASD OTC Securities Exchange Market closed on a positive note last week, as the market recorded a increase in trade performance. NASD Security Index ("NSI") Year to date (YTD) return rose by 1.63%

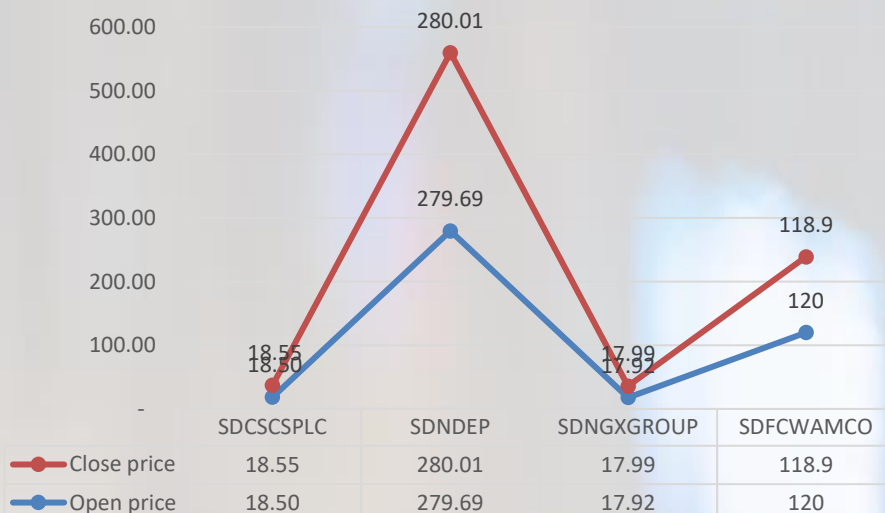
### NSI WEEK 26 Performance



### WEEK 26 Market Overview

- The NASD Security Index (NSI) fell by 0.14% to close at 753.73 points as against 754.81 points in the previous week.
- In addition, NASD Investors lost ₦0.76 Billion in Market Capitalisation. NASD OTC Market Capitalization closed at ₦535.76 Billion compared to ₦536.52 Billion at close of last week.

### WEEK 26 Price Review



- Total trade activity for WEEK 26 was valued at ₦1.05 Billion in 172 deals

## ECONOMIC INDICATORS

Real GDP Growth	2.9%
Inflation (YoY)	18.17%
Interest rate	11.50%
FX(Official Window)	₦411.46: US \$1

### DAY 3

### DAY 4

### DAY 5

## MARKET ESTIMATES

### TRADING ACTIVITY

	WEEK 26	WEEK 25	Δ WiD
Number of deals	172	178	3.37% ↓
Volume traded ('Bn)	1,057.02	0.16	6,259.51% ↑
Value traded ('Bn)	₦1,056,25	₦276.39	282.16% ↑

### TRADER OF THE WEEK



NASD OTC Securities Exchange top Trader for WEEK 26 2021 is **Resort Securities and Trust Limited** with ₦1.4 Billion

### WEEK 26 ADVANCER(S) & DECLINERS

Security code	WEEK 26	WEEK 25	Δ WiD
SDCSCSPCLC	18.55	18.50	0.27% ↑
SDNDEP	280.01	279.69	0.11% ↑
SDNGXGROUP	17.99	17.99	0.39% ↑
SDFCWAMCO	118.9	120	-0.92% ↓

### TOP TRADED SECURITIES

SECURITIES	VOLUME	VALUE (₦)
SDNGXGROUP	16,067,986	284,827,460.37
SDCSCSPCLC	456,804	8,428,369.00
SDFCWAMCO	37,653	4,495,888.50
SDNDEP	184,412	51,656,360.00
SDACORN	40,276,000	6,846,920.00
SDGEFLUID	1,000,000,000	700,000,000.00

### KEY METRICS

Market Capitalization	₦535.76 Billion
NSI	753.73 Points
Volume of Trades (YTD)	1.47 Billion
Number of Trades (YTD)	2732
Value of Trades (YTD)	₦9.95 Billion