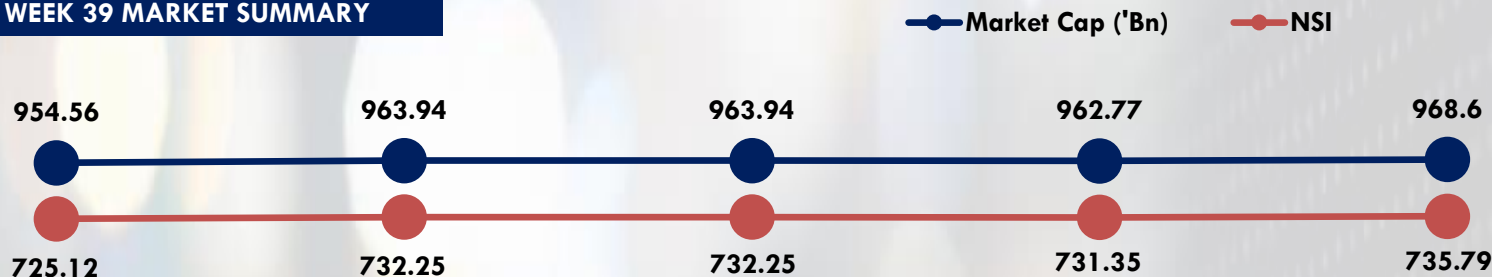


WEEK 39 MARKET SUMMARY



DAY 1

DAY 2

DAY 3

DAY 4

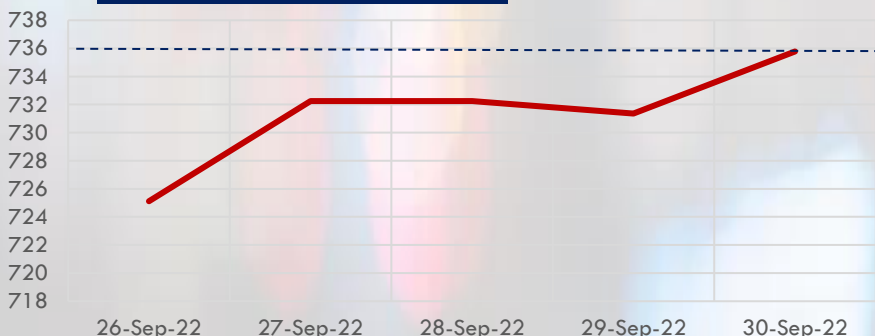
DAY 5

MARKET OVERVIEW

Year to Date Overview

- NASD OTC Securities Exchange Market closed on a negative note last week, as the market recorded a decrease in trade performance. NASD Security Index ("NSI") Year to date (YTD) return increased by 0.95%

NSI WEEK 39 Performance



MARKET ESTIMATES

TRADING ACTIVITY

	WEEK 39	WEEK 38	Δ WtD
Number of deals	50	46	8.70% ↑
Volume traded ('Mn)	0.571	25.34	97.75% ↓
Value traded ('Mn)	52.81	151.25	65.08% ↓

TRADER OF THE WEEK



NASD OTC Securities Exchange top Trader for WEEK 39 2022 **Apel Asset Limited** with ₦40.32 Million

WEEK 39 ADVANCER(S) & DECLINERS

Security code	WEEK 39	WEEK 38	Δ WtD
SDCSCSPCLC	14.17	12.53	13.09% ↑
SDFCWAMCO	78.00	73.00	6.85% ↑
SDNASDPLC	14.00	13.00	7.69% ↑
SDNDEP	186.00	199.00	-6.53% ↓

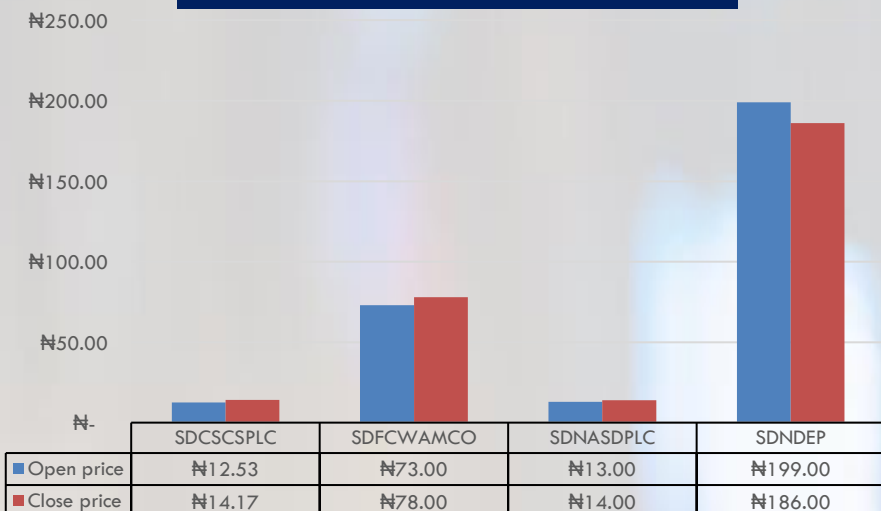
TOP TRADED SECURITIES

SECURITIES	VOLUME	VALUE (₦)
SDNDEP	226,728	42,286,737.00
SD11PLC	22,168	3,768,560.00
SDNASDPLC	202,500	2,835,000.00
SDFCWAMCO	36,808	2,799,371.40
SDCSCSPCLC	80,380	1,107,212.00
SDVFDGROUP	80	19,590.40
SDAFRILAND	2,500	3,350.00

WEEK 39 Market Overview

- The NASD Security Index (NSI) closed on a positive note, to close the week at 735.79 points as against 723.56 points in the previous week.
- In addition, NASD Investors gained ₦16.09 Billion in Market Capitalisation. NASD OTC Market Capitalisation closed at ₦968.6 Billion compared to ₦952.51 Billion at close of last week.

WEEK 39 Price Review



- Total trade activity for WEEK 39 was valued at ₦52.81 Million in 50 deals

ECONOMIC INDICATORS

Real GDP Growth	3.54%
Inflation (YoY)	20.52
Interest rate	14.00%
FX(Official Window)	₦432.37: US \$ 1

KEY METRICS

Market Capitalization	₦968.6 Billion
NSI	735.79 Points
Volume of Trades (YTD)	3.48 Billion
Number of Trades (YTD)	2,169
Value of Trades (YTD)	₦26.73 Billion