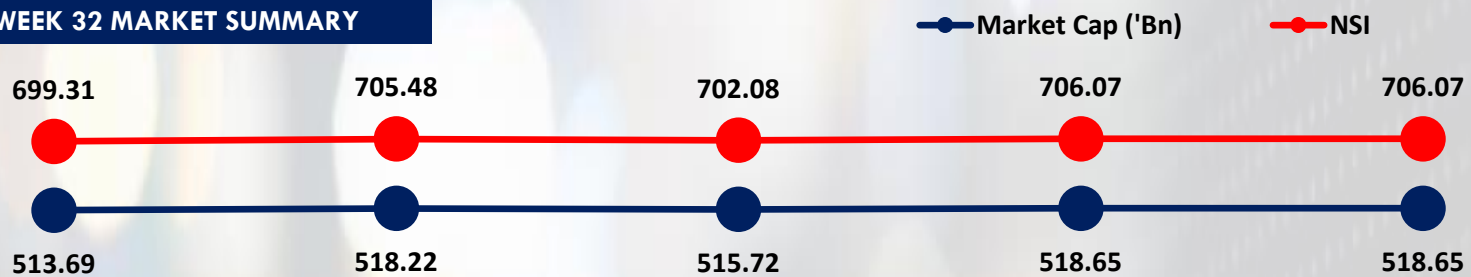




**WEEK 32 MARKET SUMMARY**



DAY 1

DAY 2

**MARKET OVERVIEW**

**Year to Date Overview**

- NASD OTC Securities Exchange Market closed on a positive note last week, as the market recorded an increase in performance. NASD Security Index ("NSI") Year to date (YTD) return rose by 1.22%.

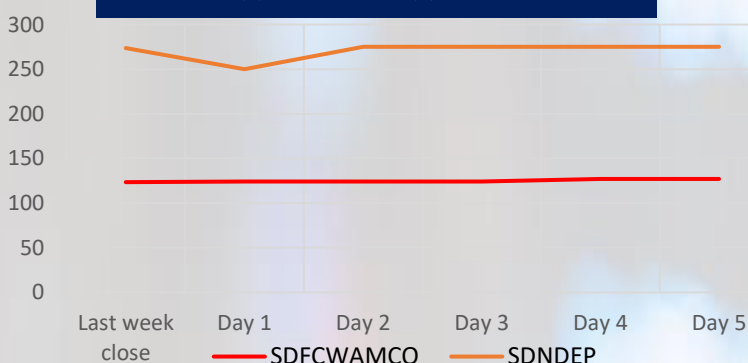
**NSI Year-to-Date Performance**



**Week 32 Overview**

- The NASD Security Index (NSI) rose by 0.75% to close at 706.07 points as against 700.82 points on the preceding Friday
- In addition, Week 32 saw NASD Investors gain ₦3.85 Billion in Market capitalization. NASD OTC Market capitalization closed at ₦518.65 Billion compared to ₦514.80 Billion on the preceding Friday, resulting from an increase in prices.

**Advancer(s) and Decliner(s) Price Movement**



- Total trade activity in the week was valued at ₦23.30 Million in 35 deals.

- NASD OTC Securities Exchange Market Advancer for week 32 is FrieslandCamina Wamco Nigeria Plc (SDFCWAMCO) and Niger Delta Exploration and Production Plc

- There were no decliners for the week

**Corporate Action**

- We write to inform you that the 61st Annual General Meeting ["AGM"] of Air Liquide Nigeria Plc has been scheduled to hold Thursday, August 27, 2020 at the company's office, 104/106 Ladipo Street, Matori Industrial Estate, Matori, Lagos by 2:00 p.m.
- The Company requests every member who is entitled to attend and vote at the 61st Annual General Meeting to appoint a proxy from the list of designated individuals to attend and vote in his or her stead. Attendance at the Annual General meeting shall be by proxy only.

DAY 3

DAY 4


DAY 5

**MARKET ESTIMATES**

**TRADING ACTIVITY**

	Week 32	Week 31	% Δ WtD
Number of deals	35	47	-25.53% ↓
Volume traded ('000)	1,606	1,952	-17.70% ↓
Value traded ('000)	₦23,303	₦70,635	-67.01% ↓

**TRADER OF THE WEEK**



NASD OTC Securities Exchange top Traders for the week is TRW StockBrokers Limited

**ADVANCER(S)**

Security code	Week 32	Week 31	% Δ WtD
SDFCWAMCO	127	123.27	3.03 ↑
SDNDEP	275	273.82	0.43 ↑

**TRADED SECURITIES**

SECURITIES	VOLUME	VALUE
SDNDEP	54,250	14,288,750.00
SDCSCSPLC	356,200	5,003,150.00
SDFCWAMCO	25,897	3,261,339.00
SDFSTRUSTMB	1,086,887	684,738.81
SDFOODCPT	80,000	60,000.00
SDUBNPROP	3,500	5,040.00

**KEY METRICS**

Market Capitalization	₦518.65 Billion
NSI	706.06 Points
Volume Dematerialized	96.62 Billion
Dematerialized Percentage	63.19%
Volume of Trades (YTD)	7.81 Billion
Number of Trades (YTD)	944
Value of Trades (YTD)	₦10.48 Billion

**ECONOMIC INDICATORS**

Real GDP Growth	1.87%
Inflation (YoY)	12.56%
Interest rate	12.50%
FX(Official Window)	381.00: US \$1