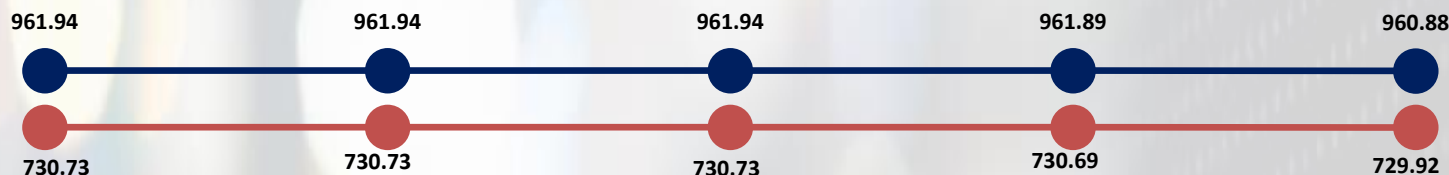


WEEK 42 MARKET SUMMARY

Market Cap ('Tn) NSI

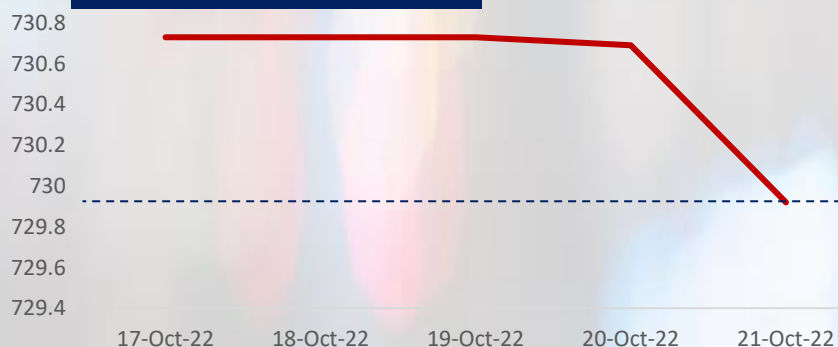


MARKET OVERVIEW

Year to Date Overview

- NASD OTC Securities Exchange Market closed on a negative note last week, as the market recorded a decrease in trade performance. NASD Security Index ("NSI") Year to date (YTD) return increased by 1.74%

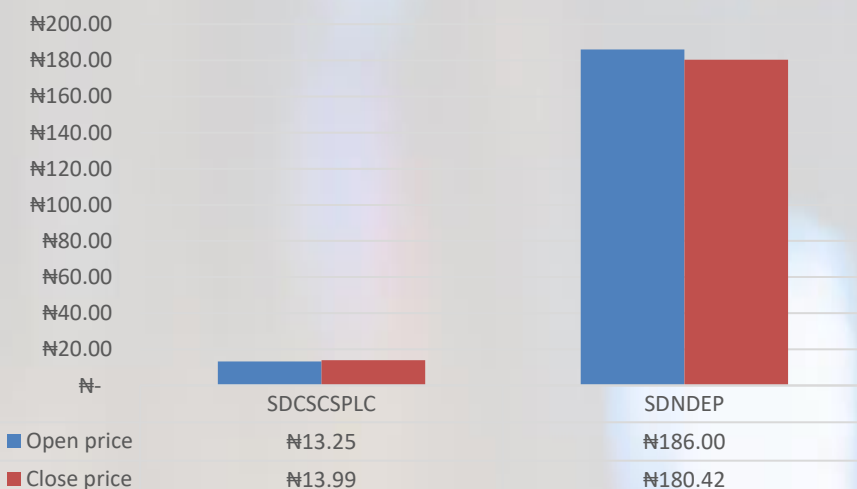
NSI WEEK 42 Performance



WEEK 42 Market Overview

- The NASD Security Index (NSI) closed on a positive note, to close the week at 729.92 points as against 727.88 points in the previous week.
- In addition, NASD Investors gain ₦2.69 Billion in Market Capitalisation. NASD OTC Market Capitalisation closed at ₦960.88 Billion compared to ₦958.19 Billion at the close of last week.

WEEK 42 Price Review



- Total trade activity for WEEK 42 was valued at ₦127.90 Million in 42 deals

ECONOMIC INDICATORS

Real GDP Growth	3.54%
Inflation (YoY)	20.77
Interest rate	15.50%
FX(Official Window)	₦436.50: US \$1

MARKET ESTIMATES

TRADING ACTIVITY

	WEEK 42	WEEK 41	Δ WtD
Number of deals	42	34	23.53% ↑
Volume traded ('Mn)	1.338	0.960	39.35% ↑
Value traded ('Mn)	127.90	206.89	38.18% ↓

TRADER OF THE WEEK



NASD OTC Securities Exchange top Trader for WEEK 42 2022 Anchoria Investment & Securities Limited with ₦88.39 Million

WEEK 42 ADVANCER(S) & DECLINERS

Security code	WEEK 42	WEEK 41	Δ WtD
SDCSCSPLC	13.99	13.25	5.58% ↑
SDNDEP	180.42	186.00	-3.00% ↓

TOP TRADED SECURITIES

SECURITIES	VOLUME	VALUE (₦)
SDVFDGROUP	399,961.00	88,391,381.00
SDNDEP	97,179.00	17,868,747.00
SDNIPCOPLC	225,278.00	13,516,680.00
SDNASDPLC	257,500.00	3,605,000.00
SDDUFIL	300,000.00	2,700,000.00
SDFCWAMCO	16,670.00	1,239,317.00
SDCSCSPLC	41,600.00	581,850.00

KEY METRICS

Market Capitalization	₦960.88 Billion
NSI	729.92 Points
Volume of Trades (YTD)	3.48 Billion
Number of Trades (YTD)	2,284
Value of Trades (YTD)	₦27.16 Billion