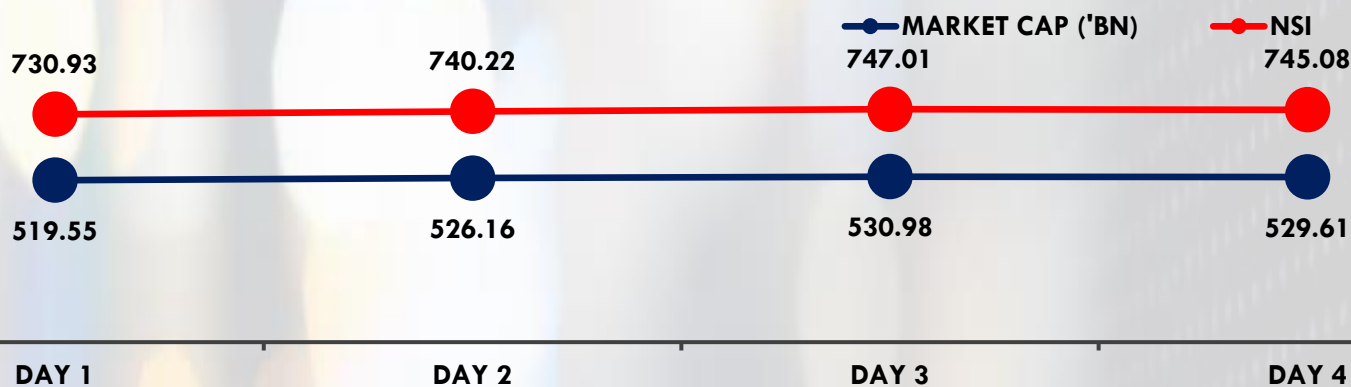


WEEK 13 MARKET SUMMARY

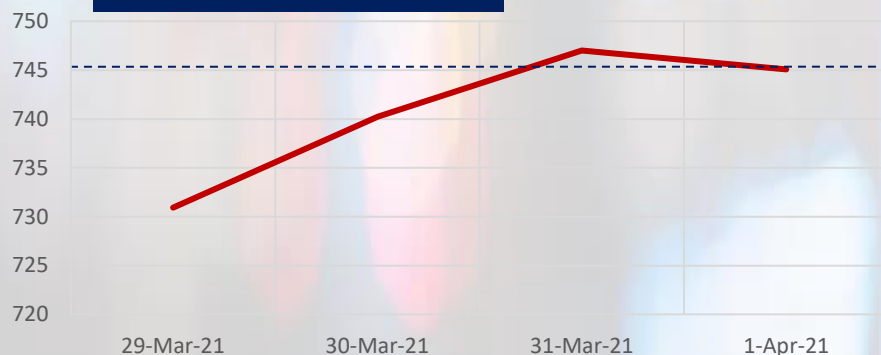


MARKET OVERVIEW

Year to Date Overview

- NASD OTC Securities Exchange Market closed on a positive note last week, as the market recorded a decrease in trade performance. NASD Security Index ("NSI") Year to date (YTD) return rose by 0.46%

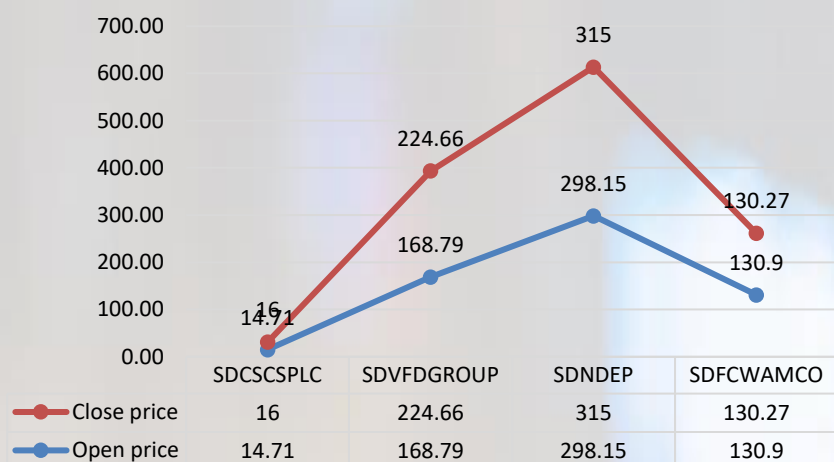
NSI WEEK 13 Performance



WEEK 13 Market Overview

- The NASD Security Index (NSI) rose by 2.64% to close at 745.08 points as against 725.91 points in the previous week.
- In addition, NASD Investors gain ₦13.62 Billion in Market capitalization. NASD OTC Market capitalization closed at ₦529.61 Billion compared to ₦515.99 Billion at close of last week.

WEEK 13 Price Review



- Total trade activity for WEEK 13 was valued at ₦213.39 Million in 33 deals

ECONOMIC INDICATORS

Real GDP Growth	2.9%
Inflation (YoY)	17.33%
Interest rate	11.50%
FX(Official Window)	₦ 380.7: US \$1

MARKET ESTIMATES

TRADING ACTIVITY

	WEEK 13	WEEK 12	Δ WtD
Number of deals	33	36	8.33% ↓
Volume traded ('Mn)	1.22	2.77	55.83% ↓
Value traded ('Mn)	₦ 213.39	₦ 459.95	53.60% ↓

TRADER OF THE WEEK



NASD OTC Securities Exchange top Trader for WEEK 13 2021 is CAPITAL ASSETS LIMITED with ₦193.2 million

WEEK 13 ADVANCER(S) & DECLINERS

Security code	WEEK 13	WEEK 12	Δ WtD
SDCSCSPCLC	16.00	14.71	8.77% ↑
SDVFDGROUP	224.66	168.79	33.10% ↑
SDNDEP	315.00	298.15	5.65% ↑
SDFCWAMCO	130.27	130.9	0.48% ↓

TOP TRADED SECURITIES

SECURITIES	VOLUME	VALUE (₦)
SDFCWAMCO	527,396	68,559,054.35
SDNDEP	379,622	123,720,540.00
SDCSCSPCLC	233,000	3,594,300.48
SDVFDGROUP	86,000	17,523,426.50
SDAFRILAND	5	6.30

KEY METRICS

Market Capitalization	₦529.61 Billion
NSI	745.08 Points
Volume of Trades (YTD)	41.26 Million
Number of Trades (YTD)	374
Value of Trades (YTD)	₦1.41 Billion