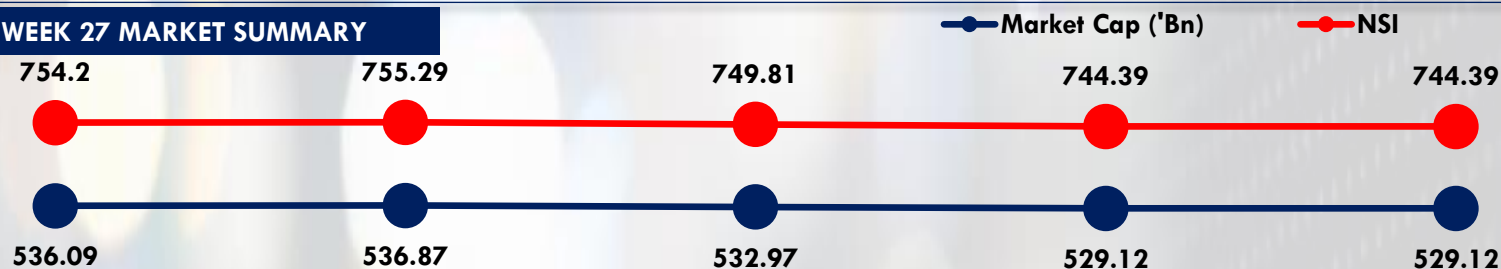


WEEK 27 MARKET SUMMARY



DAY 1

DAY 2

DAY 3

DAY 4

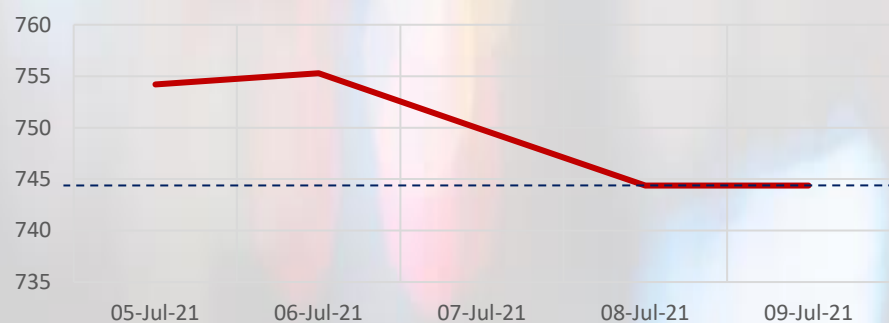
DAY 5

MARKET OVERVIEW

Year to Date Overview

- NASD OTC Securities Exchange Market closed on a positive note last week, as the market recorded a increase in trade performance. NASD Security Index ("NSI") Year to date (YTD) return rose by 0.37%

NSI WEEK 27 Performance



MARKET ESTIMATES

TRADING ACTIVITY

	WEEK 27	WEEK 26	Δ WiD
Number of deals	168	172	3.37% ↓
Volume traded ('Bn)	19.54	1,057.02	98.15% ↓
Value traded ('Bn)	₦418.23	₦1,056,25	60.40% ↓

TRADER OF THE WEEK



NASD OTC Securities Exchange top Trader for WEEK 27 2021 is **Resort Securities and Trust Limited** with ₦157.5 Million

WEEK 27 ADVANCER(S) & DECLINERS

Security code	WEEK 27	WEEK 26	Δ WiD
SDFCWAMCO	120.00	118.90	0.93% ↑
SDNDEP	280.5	280.01	0.17% ↑
SDNGXGROUP	18.06	17.99	0.39% ↑
SDCSCSPLC	16.99	18.55	-8.41% ↓

TOP TRADED SECURITIES

SECURITIES	VOLUME	VALUE (₦)
SDNGXGROUP	15,346,734	270,148,738.60
SDCSCSPLC	3,555,120	65,426,477.50
SDFCWAMCO	551,741	66,122,055.00
SDNDEP	51,920	14,562,619.20
SDUBNPROP	9,100	10,920.00
SDNIPCOPLC	28,000	1,961,400.00
SD11PLC	100,000	21,500,000.00
SDNIPCOPLC	61	671.00

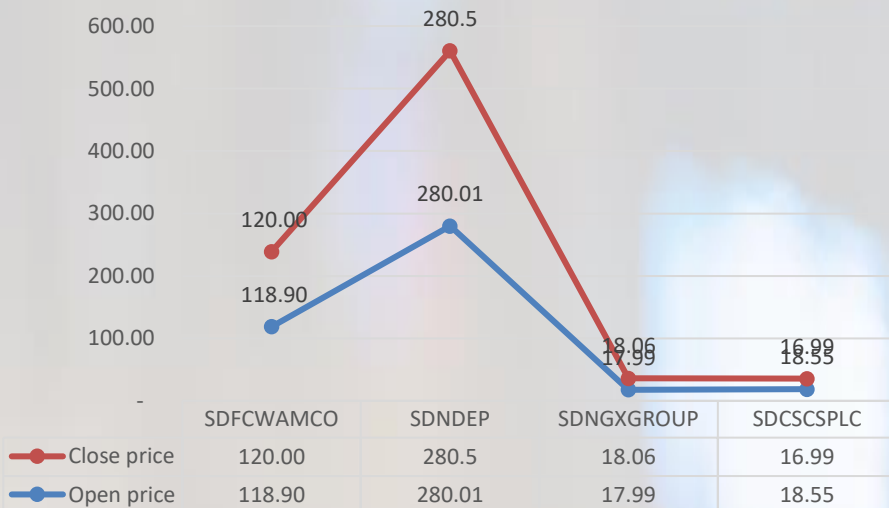
KEY METRICS

Market Capitalization	₦529.12 Billion
NSI	744.39 Points
Volume of Trades (YTD)	1.48 Billion
Number of Trades (YTD)	2902
Value of Trades (YTD)	₦10.38 Billion

WEEK 27 Market Overview

- The NASD Security Index (NSI) fell by 1.24% to close at 744.39 points as against 753.73 points in the previous week.
- In addition, NASD Investors lost ₦6.64 Billion in Market Capitalisation. NASD OTC Market Capitalization closed at ₦529.12 Billion compared to ₦535.76 Billion at close of last week.

WEEK 27 Price Review



- Total trade activity for WEEK 27 was valued at ₦418.23 Million in 168 deals

ECONOMIC INDICATORS

Real GDP Growth	2.9%
Inflation (YoY)	18.12%
Interest rate	11.50%
FX(Official Window)	₦410.12: US \$1