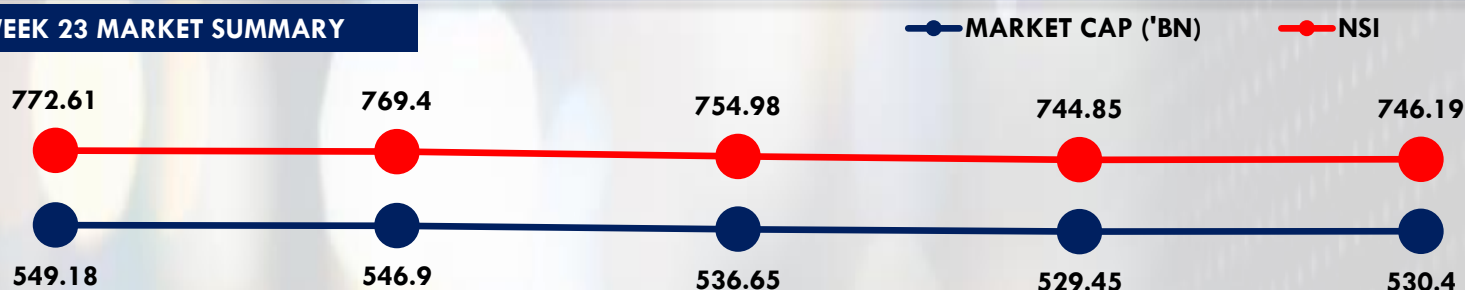


WEEK 23 MARKET SUMMARY

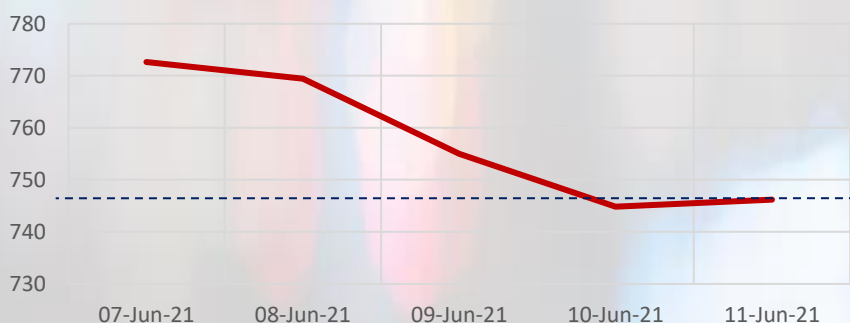


MARKET OVERVIEW

Year to Date Overview

- NASD OTC Securities Exchange Market closed on a positive note last week, as the market recorded a increase in trade performance. NASD Security Index ("NSI") Year to date (YTD) return rose by 0.61%

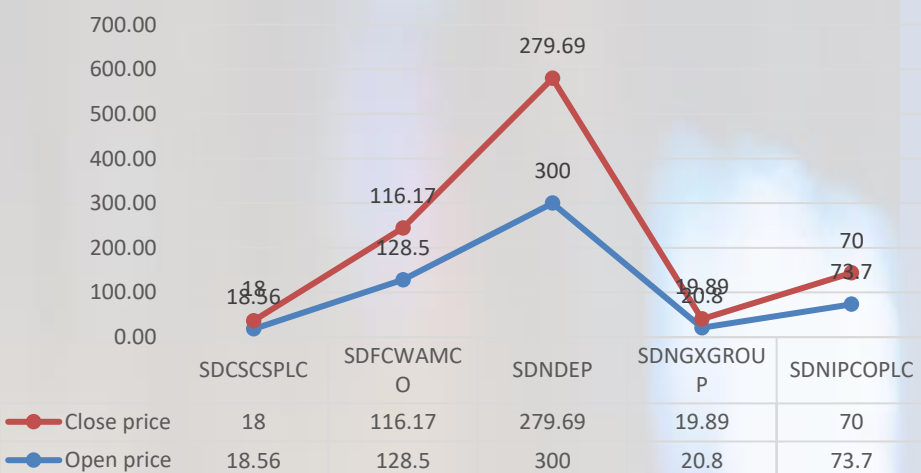
NSI WEEK 23 Performance



WEEK 23 Market Overview

- The NASD Security Index (NSI) fell by 3.50% to close at 746.19 points as against 773.22 points in the previous week.
- In addition, NASD Investors lose ₦18.78 Billion in Market Capitalisation. NASD OTC Market Capitalization closed at ₦530.40 Billion compared to ₦549.61 Billion at close of last week.

WEEK 23 Price Review



- Total trade activity for WEEK 23 was valued at ₦301.02 Million in 152 deals

ECONOMIC INDICATORS

Real GDP Growth	2.9%
Inflation (YoY)	18.17%
Interest rate	11.50%
FX(Official Window)	₦412.98: US \$1

MARKET ESTIMATES

TRADING ACTIVITY

	WEEK 23	WEEK 22	Δ WtD
Number of deals	152	202	24.75% ↓
Volume traded ('Mn)	14.98	12.45	20.35% ↑
Value traded (₦Mn)	₦301.02	₦221.89	35.66% ↑

TRADER OF THE WEEK



NASD OTC Securities Exchange top Trader for WEEK 23 2021 is **Heritage Capital Markets Limited** with ₦204.7 million

WEEK 23 ADVANCER(S) & DECLINERS

Security code	WEEK 23	WEEK 22	Δ WtD
SDCSCSPLC	18	18.56	3.02% ↓
SDFCWAMCO	116.17	128.5	9.60% ↓
SDNDEP	279.69	300	2.57% ↓
SDNGXGROUP	19.89	20.8	10.00% ↓
SDNIPCOPLC	70	73.7	1.75% ↓

TOP TRADED SECURITIES

SECURITIES	VOLUME	VALUE (₦)
SDNGXGROUP	11,599,272	236,022,031.65
SDFCWAMCO	208,923	24,770,820.00
SDCSCSPLC	905,141	14,862,179.50
SDNDEP	62,805	18,000,550.00
SDFOODCPT	2,000,000	1,640,000.00
SDUBNPROP	130,700	156,840.00
SDMIXREAL	1,300	2,564.00
SDNIPCOPLC	79,475	5,563,250.00
SDAIRLIQ	400	2,400.00

KEY METRICS

Market Capitalization	₦530.40 Billion
NSI	746.19 Points
Volume of Trades (YTD)	383.54 Million
Number of Trades (YTD)	2228
Value of Trades (YTD)	₦8.37 Billion