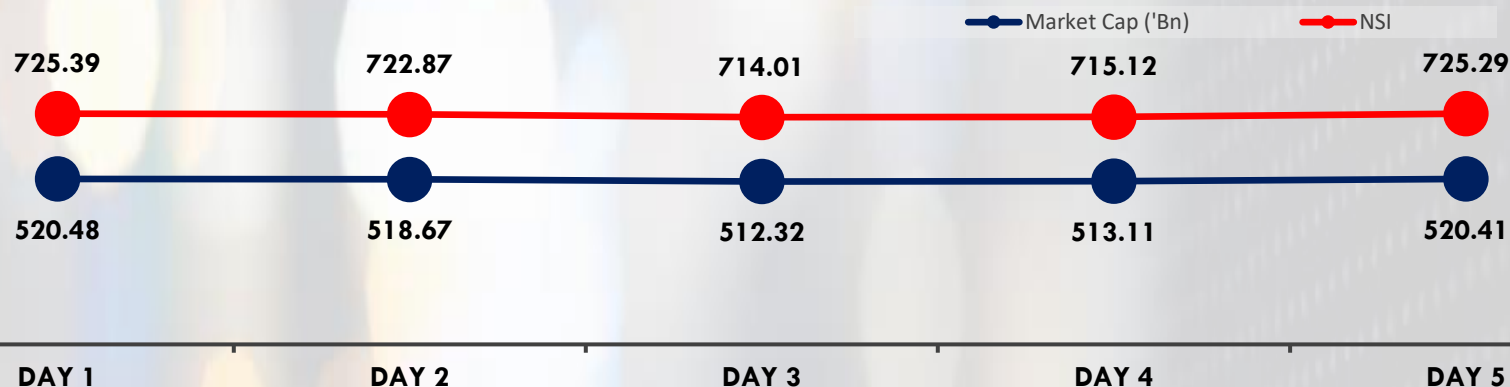


WEEK 5 MARKET SUMMARY

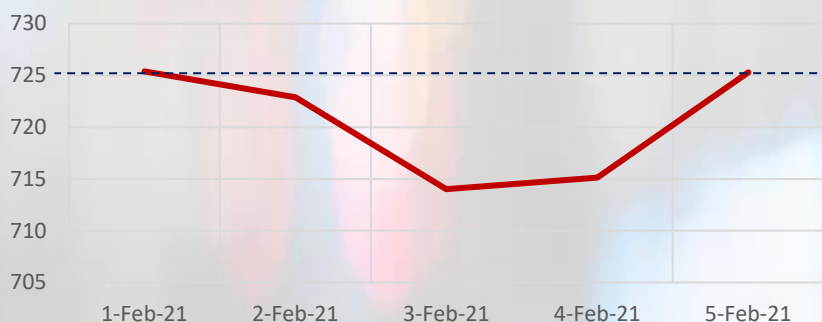


MARKET OVERVIEW

Year to Date Overview

- NASD OTC Securities Exchange Market closed on a negative note last week, as the market recorded a decrease in trade performance. NASD Security Index ("NSI") Year to date (YTD) return fell by 2.21%

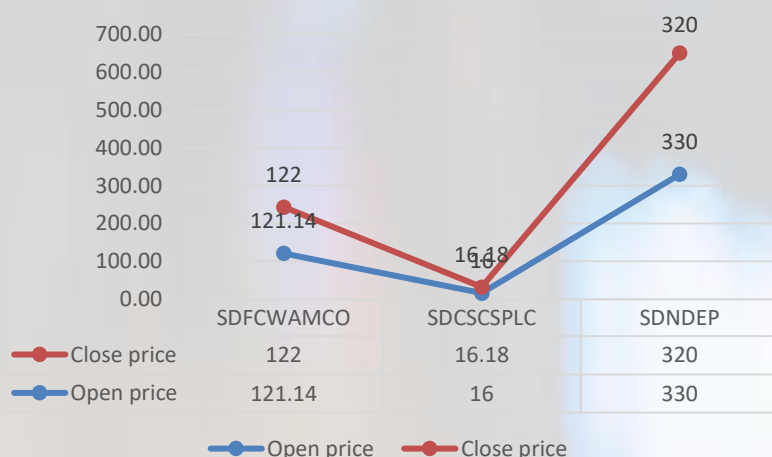
NSI Week 5 Performance



Week 5 Market Overview

- The NASD Security Index (NSI) fell by 0.01% to close at 725.29 points as against 725.39 points in the previous week.
- In addition, NASD Investors lost ₦0.07 Billion in Market capitalization. NASD OTC Market capitalization closed at ₦520.41 Billion compared to ₦520.48 Billion at close of last week.

Week 5 Price Review



- Total trade activity for WEEK 5 was valued at ₦26.88 Million in 31 deals

ECONOMIC INDICATORS

Real GDP Growth	2.9%
Inflation (YoY)	13.39%
Interest rate	11.50%
FX(Official Window)	₦ 380: US \$ 1

MARKET ESTIMATES

TRADING ACTIVITY

	Week 5	Week 4	Δ WiD
Number of deals	31	36	(13.89) % ↓
Volume traded ('Mn)	1.11	1.27	(12.54) % ↓
Value traded (₦Mn)	₦ 28.88	₦ 145.60	(81.53) % ↓

TRADER OF THE WEEK



NASD OTC Securities Exchange top Trader for week 5 2021 is CSL STOCKBROKERS LIMITED with ₦14.7 million

WEEK 5 ADVANCER(S) & DECLINERS

Security code	Week 5	Week 4	Δ WiD
SDFCWAMCO	122.00	121.14	0.71% ↑
SDCSCSPCLC	16.18	16.00	1.13% ↑
SDNDEP	320	330	-3.03% ↓

TOP TRADED SECURITIES

SECURITIES	VOLUME	VALUE (₦)
SDFCWAMCO	67,062	8,255,121.00
SDCSCSPCLC	1,015,340	14,966,475.00
SDNDEP	11,260	3,644,155.00
SDUBNPROP	16,500	20,790.00
SDAFRILAND	1,886	2,829.00

KEY METRICS

Market Capitalization	₦520.41 Billion
NSI	725.29 Points
Volume of Trades (YTD)	20.00 Million
Number of Trades (YTD)	142
Value of Trades (YTD)	₦401.98 Million