


WEEK 40 MARKET SUMMARY



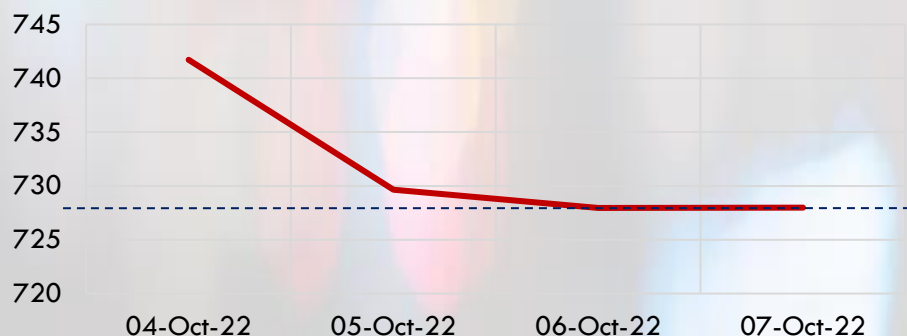
DAY 2

MARKET OVERVIEW

Year to Date Overview

- NASD OTC Securities Exchange Market closed on a negative note last week, as the market recorded a decrease in trade performance. NASD Security Index ("NSI") Year to date (YTD) return increased by 2.00%

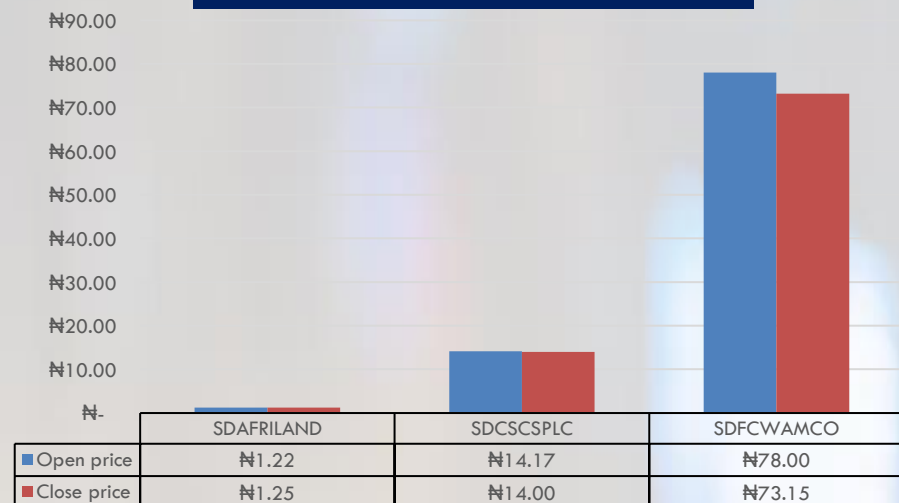
NSI WEEK 40 Performance



WEEK 40 Market Overview

- The NASD Security Index (NSI) closed on a negative note, to close the week at 727.98 points as against 735.79 points in the previous week.
- In addition, NASD Investors lost ₦10.27 Billion in Market Capitalisation. NASD OTC Market Capitalisation closed at ₦958.33 Billion compared to ₦968.60 Billion at close of last week.

WEEK 40 Price Review



- Total trade activity for WEEK 40 was valued at ₦92.99 Million in 39 deals

ECONOMIC INDICATORS

Real GDP Growth	3.54%
Inflation (YoY)	20.52
Interest rate	15.50%
FX(Official Window)	₦434.28: US \$1

MARKET CAP ('BN)

NSI

MARKET ESTIMATES

TRADING ACTIVITY

	WEEK 40	WEEK 39	Δ WtD
Number of deals	39	50	22.00% ↓
Volume traded ('Mn)	0.708	0.571	24.07% ↑
Value traded ('Mn)	92.99	52.81	76.06% ↑

TRADER OF THE WEEK



NASD OTC Securities Exchange top Trader for WEEK 40 2022 **Cordros Securities and Trust Limited** with ₦59.29Million

WEEK 40 ADVANCER(S) & DECLINERS

Security code	WEEK 40	WEEK 39	Δ WtD
SDAFRILAND	1.25	1.22	2.46% ↑
SDCSCSPLC	14.00	14.17	-1.20% ↓
SDFCWAMCO	73.15	78.00	-6.22% ↓

TOP TRADED SECURITIES

SECURITIES	VOLUME	VALUE (₦)
SD11PLC	398,583	67,759,110.00
SDNDEP	105,069	19,575,871.50
SDFCWAMCO	67,962	5,058,591.50
SDCSCSPLC	32,700	449,347.83
SDFAMADPLC	50,000	62,500.00
SDAFRILAND	39,830	49,362.04
SDNASDPLC	2,000	28,000.00
SDFOODCPT	12,500	11,250.00

KEY METRICS

Market Capitalization	₦958.33 Billion
NSI	727.98 Points
Volume of Trades (YTD)	3.48 Billion
Number of Trades (YTD)	2,208
Value of Trades (YTD)	₦26.82 Billion