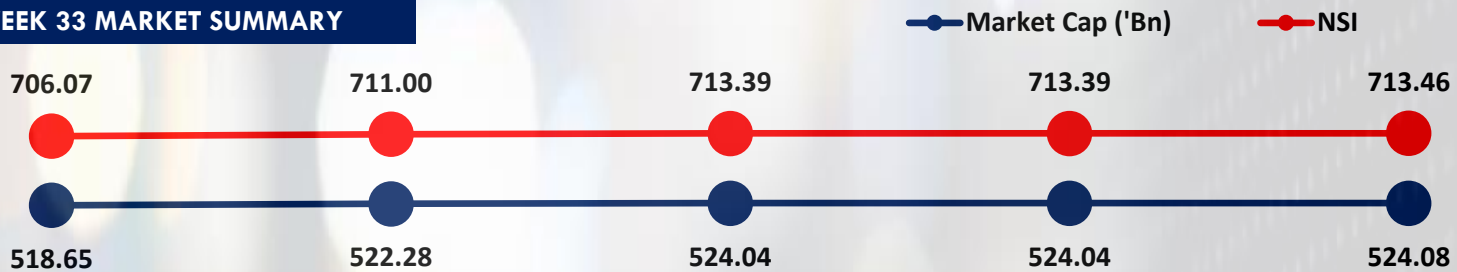




WEEK 33 MARKET SUMMARY

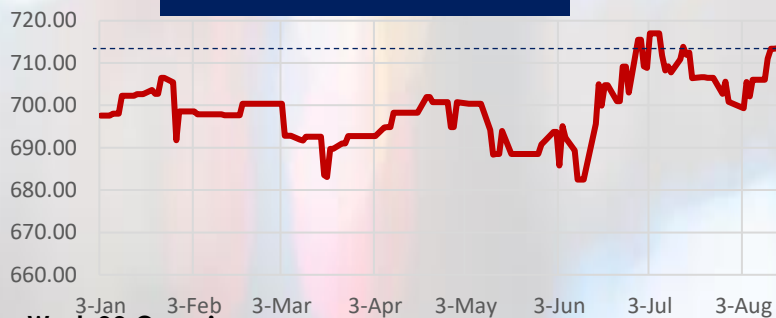


MARKET OVERVIEW

Year to Date Overview

- NASD OTC Securities Exchange Market closed on a positive note last week, as the market recorded an increase in performance. NASD Security Index ("NSI") Year to date (YTD) return rose by 2.28%.

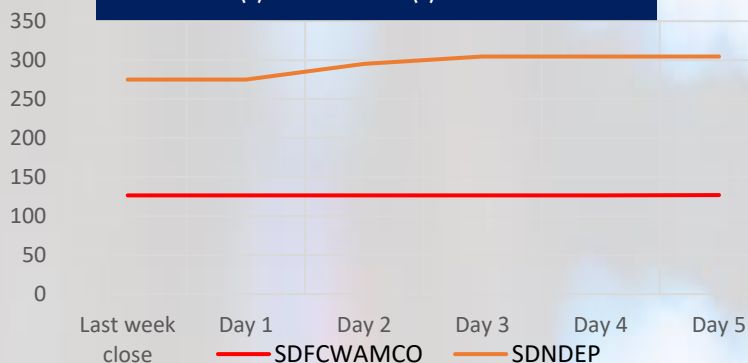
NSI Year-to-Date Performance



Week 33 Overview

- The NASD Security Index (NSI) rose by 1.05% to close at 713.46 points as against 706.07 points on the preceding Friday
- In addition, Week 33 saw NASD Investors gain ₦5.43 Billion in Market capitalization. NASD OTC Market capitalization closed at ₦524.08 Billion compared to ₦518.65 Billion on the preceding Friday, resulting from an increase in prices.

Advancer(s) and Decliner(s) Price Movement



- Total trade activity in the week was valued at ₦48.13 Million in 35 deals.

- NASD OTC Securities Exchange Market Advancer for week 32 is FrieslandCamina Wamco Nigeria Plc (SDFCWAMCO) and Niger Delta Exploration and Production Plc

- There were no decliners for the week

Corporate Action

- Air Liquide Nigeria Plc would be holding its 61st Annual General Meeting on Thursday, August 27, 2020 at the company's office, 104/106 Ladipo Street, Matori Industrial Estate, Matori, Lagos by 2:00 p.m.
- Fan Milk Plc ["the Company"] would be holding its 55th Annual General Meeting on Thursday, August 27, 2020 at the Executive Lounge, Radisson Hotel Ikeja, 42/44 Isaac John, Ikeja, GRA, Lagos by 12:00 noon.

MARKET ESTIMATES

TRADING ACTIVITY

	Week 33	Week 32	% Δ WtD
Number of deals	35	35	0.00% ↔
Volume traded ('000)	813	1,606	-49.36% ↓
Value traded ('000)	₦48,138	₦ 23,303	106.58% ↑

TRADER OF THE WEEK



NASD OTC Securities Exchange top Traders for the week is Anchoria Investment and Securities Limited

ADVANCER(S)

Security code	Week 33	Week 32	% Δ WtD
SDFCWAMCO	127.05	127	0.04 ↑
SDNDEP	304.67	275	10.79 ↑

TRADED SECURITIES

SECURITIES	VOLUME	VALUE
SDCSCSPLC	491,429	6,521,448.45
SDVFDGROUP	129,246	13,579,877.22
SDNDEP	86,270	25,266,650.00
SDFSTTRUSTMB	84,538	53,258.94
SDFCWAMCO	21,389	2,716,203.00
SDAFRILAND	410	807.70
SDMIXREAL	300	660.00

KEY METRICS

Market Capitalization	₦524.08 Billion
NSI	713.46 Points
Volume Dematerialized	96.62 Billion
Dematerialized Percentage	63.19%
Volume of Trades (YTD)	7.82 Billion
Number of Trades (YTD)	979
Value of Trades (YTD)	₦10.53 Billion

ECONOMIC INDICATORS

Real GDP Growth	1.87%
Inflation (YoY)	12.56%
Interest rate	12.50%
FX(Official Window)	381.00: US \$1