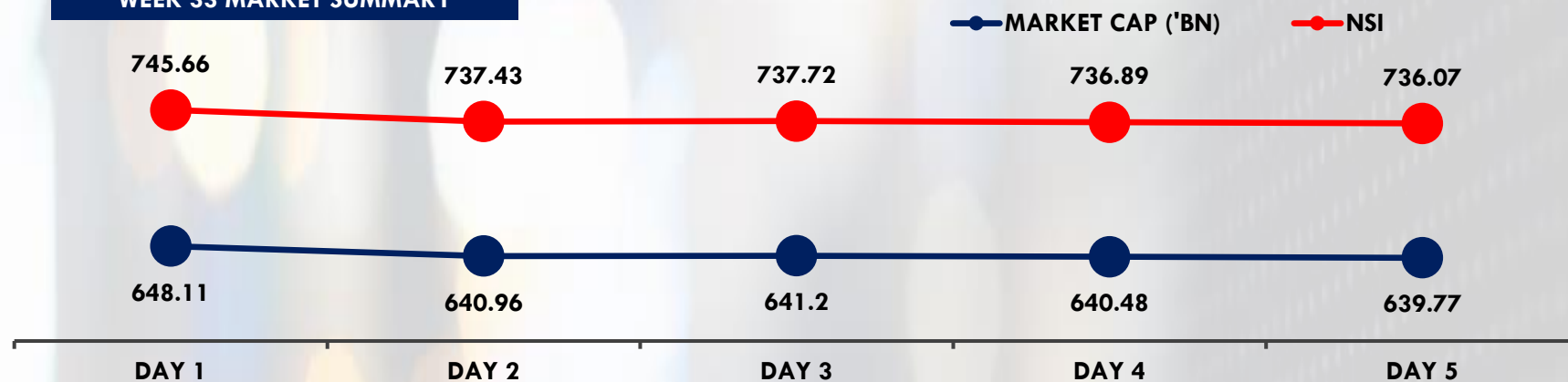


## WEEK 33 MARKET SUMMARY

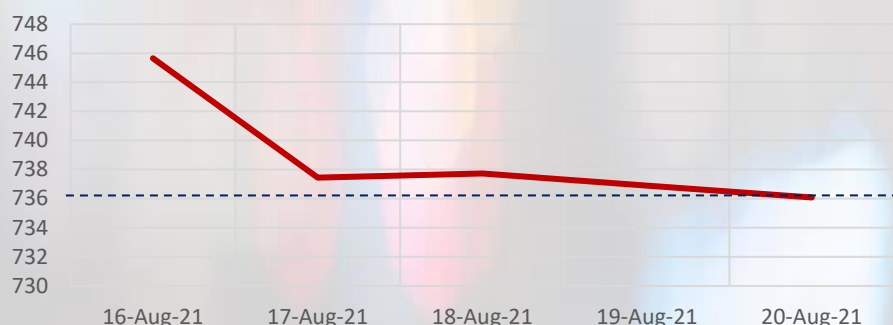


## MARKET OVERVIEW

### Year to Date Overview

- NASD OTC Securities Exchange Market closed on a negative note last week, as the market recorded a decrease in trade performance. NASD Security Index ("NSI") Year to date (YTD) return declined by 0.76%

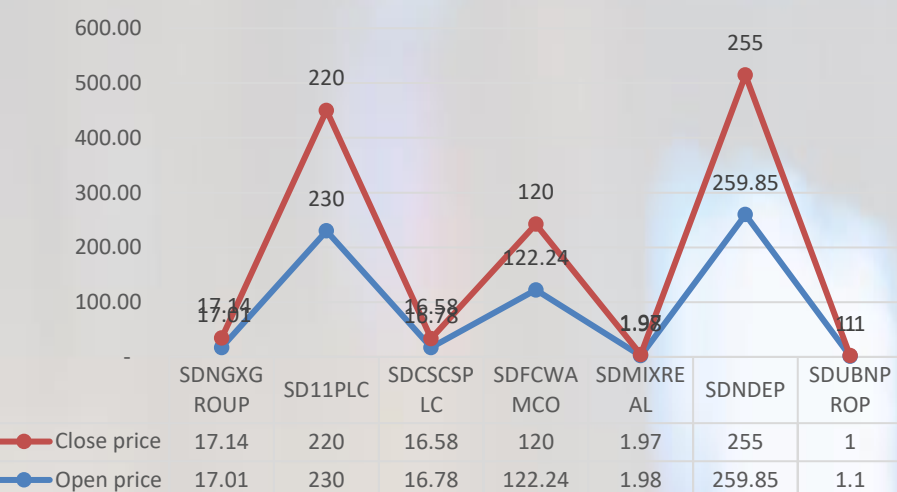
### NSI WEEK 33 Performance



### WEEK 33 Market Overview

- The NASD Security Index (NSI) fell by 1.25% to close at 736.07 points as against 745.36 points in the previous week.
- In addition, NASD Investors lose ₦8.08 Billion in Market Capitalisation. NASD OTC Market Capitalization closed at ₦639.77 Billion compared to ₦647.85 Billion at close of last week.

### WEEK 33 Price Review



- Total trade activity for WEEK 33 was valued at ₦201.72 Million in 95 deals

### ECONOMIC INDICATORS

Real GDP Growth	2.9%
Inflation (YoY)	18.12%
Interest rate	11.50%
FX(Official Window)	₦411.80: US \$1

## MARKET ESTIMATES

### TRADING ACTIVITY

	WEEK 33	WEEK 32	Δ WtD
Number of deals	95	99	4.04% ↓
Volume traded ('Mn)	11.02	37.92	70.93% ↓
Value traded ('Mn)	₦201.72	₦264.29	23.67% ↓

### TRADER OF THE WEEK



NASD OTC Securities Exchange top Trader for WEEK 33 2021 is **Greenwich Securities Limited** with ₦94.4 Million

### WEEK 33 ADVANCER(S) & DECLINERS

Security code	WEEK 33	WEEK 32	Δ WtD
SDNGXGROUP	17.14	17.01	0.76% ↑
SD11PLC	220	230	-4.35% ↓
SDCSCSP	16.58	16.78	-1.19% ↓
SDFCWAMCO	120	122.24	-1.83% ↓
SDMIXREAL	1.97	1.98	-0.51% ↓
SDNDEP	255	259.85	-1.87% ↓
SDUBNPROP	1	1.1	-9.09% ↓

### TOP TRADED SECURITIES

SECURITIES	VOLUME	VALUE (₦)
SDNGXGROUP	9,576,194	163,347,882.18
SDCSCSP	691,452	11,510,899.56
SDFCWAMCO	54,686	6,590,990.00
SDNDEP	50,000	12,733,764.00
SDMIXREAL	29,900	58,903.00
SD11PLC	31,640	6,960,800.00
SDFOODCPT	500,000	430,000.00
SDAFRILAND	2,773	3,188.95
SDUBNPROP	89,800	89,800.00

### KEY METRICS

Market Capitalization	₦639.77 Billion
NSI	736.07 Points
Volume of Trades (YTD)	1.91 Billion
Number of Trades (YTD)	3626
Value of Trades (YTD)	₦14.31 Billion