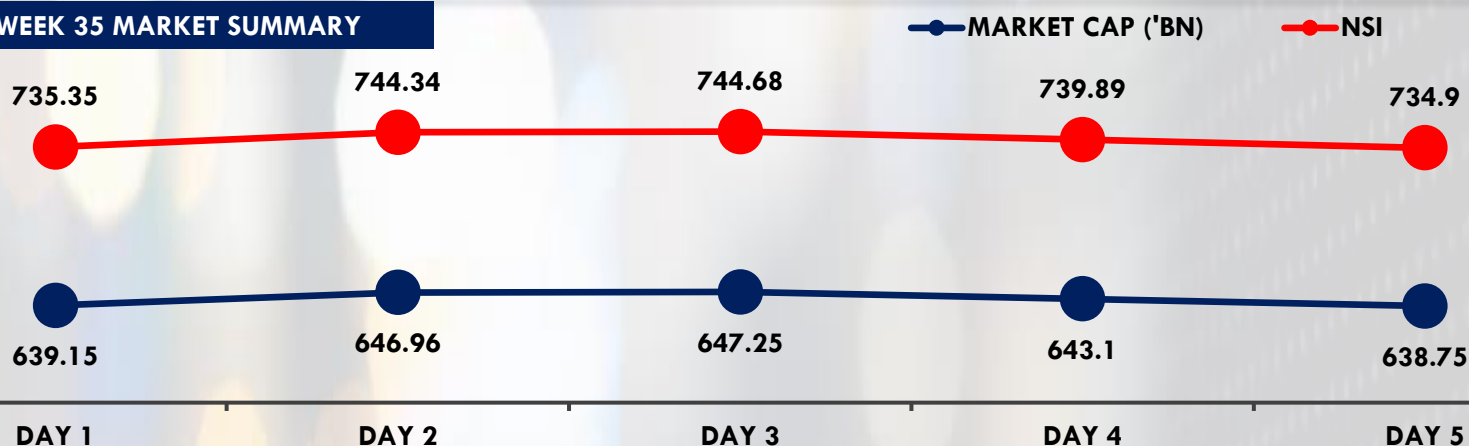


WEEK 35 MARKET SUMMARY

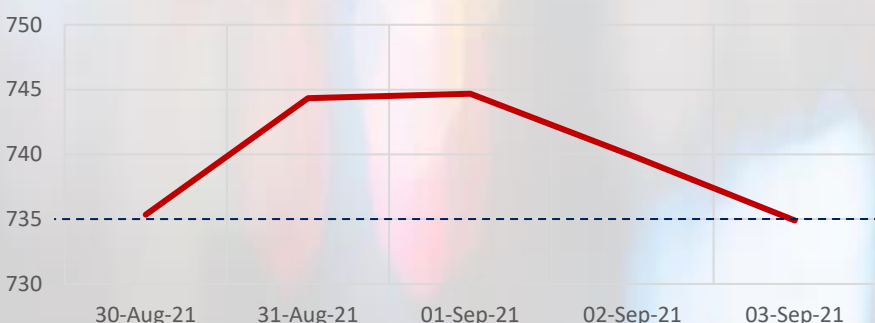


MARKET OVERVIEW

Year to Date Overview

- NASD OTC Securities Exchange Market closed on a negative note last week, as the market recorded a decrease in trade performance. NASD Security Index ("NSI") Year to date (YTD) return declined by 0.91%

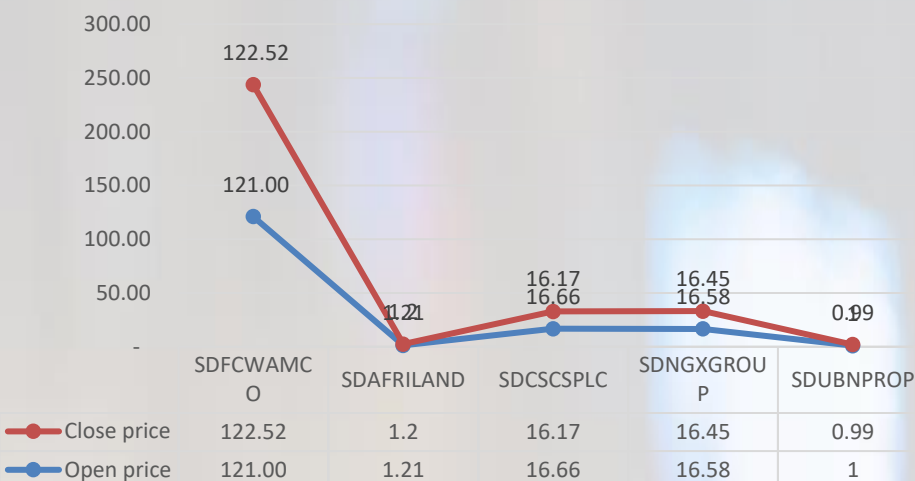
NSI WEEK 35 Performance



WEEK 35 Market Overview

- The NASD Security Index (NSI) fell by 0.20% to close at 734.9 points as against 736.38 points in the previous week.
- In addition, NASD Investors lose ₦1.30 Billion in Market Capitalisation. NASD OTC Market Capitalization closed at ₦638.75 Billion compared to ₦640.05 Billion at close of last week.

WEEK 35 Price Review



- Total trade activity for WEEK 35 was valued at ₦95.42 Million in 106 deals

ECONOMIC INDICATORS

Real GDP Growth	2.9%
Inflation (YoY)	18.12%
Interest rate	11.50%
FX(Official Window)	₦411.80: US \$1

MARKET ESTIMATES

TRADING ACTIVITY

	WEEK 35	WEEK 34	Δ WiD
Number of deals	106	129	17.83% ↓
Volume traded ('Mn)	6.04	13.72	56.01% ↓
Value traded ('Mn)	₦95.42	₦361.168	73.58% ↓

TRADER OF THE WEEK



NASD OTC Securities Exchange top Trader for WEEK 35 2021 is **Greenwich Securities Limited** with ₦23.45 Million

WEEK 35 ADVANCER(S) & DECLINERS

Security code	WEEK 35	WEEK 34	Δ WiD
SDFCWAMCO	122.52	121.00	1.26% ↑
SDAFRILAND	1.2	1.21	-0.83% ↓
SDCSCSPCLC	16.17	16.66	-2.94% ↓
SDNGXGROUP	16.45	16.58	-0.78% ↓
SDUBNPROP	0.99	1	1.00% ↓

TOP TRADED SECURITIES

SECURITIES	VOLUME	VALUE (₦)
SDNGXGROUP	4,164,818	67,630,361.40
SDCSCSPCLC	716,884	11,740,740.30
SDFCWAMCO	122,775	14,930,758.00
SDAFRILAND	33,806	41,217.20
SDVFDGROUP	175	63,318.50
SDUBNPROP	1,001,500	991,500.00
SDNIPCOPLC	500,000	430,000.00
SDNDEP	50	13,025.00

KEY METRICS

Market Capitalization	₦638.75 Billion
NSI	734.90 Points
Volume of Trades (YTD)	1.94 Billion
Number of Trades (YTD)	3919
Value of Trades (YTD)	₦14.92 Billion