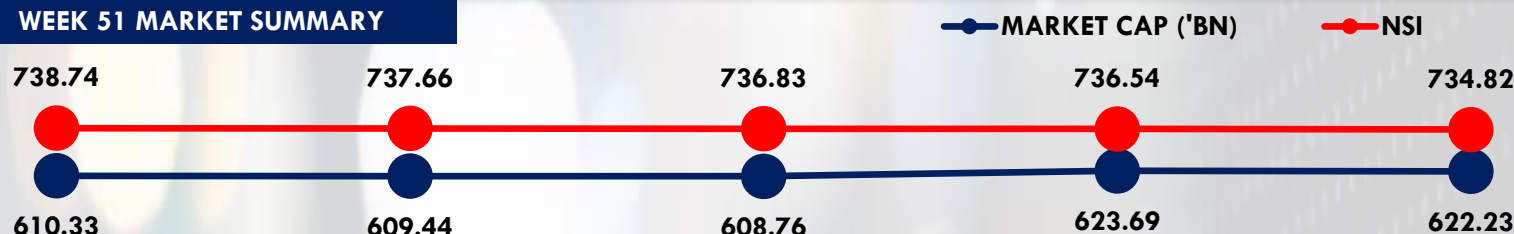


WEEK 51 MARKET SUMMARY



DAY 1

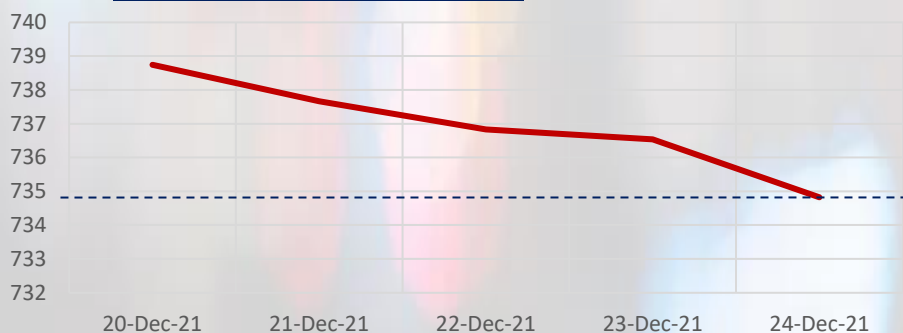
DAY 2

MARKET OVERVIEW

Year to Date Overview

- NASD OTC Securities Exchange Market closed on a positive note last week, as the market recorded an increase in trade performance. NASD Security Index ("NSI") Year to date (YTD) return increased by 0.25%

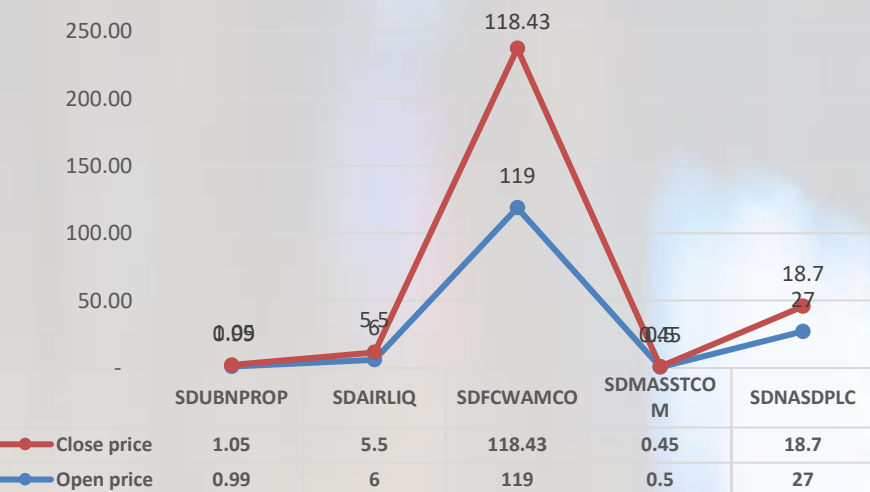
NSI WEEK 51 Performance



WEEK 51 Market Overview

- The NASD Security Index (NSI) decreased by 0.69% to close at 734.82 points as against 739.90 points in the previous week.
- In addition, NASD Investors gained ₦10.94 Billion in Market Capitalisation. NASD OTC Market Capitalization closed at ₦622.23 Billion compared to ₦611.29 Billion at close of last week.

WEEK 51 Price Review



- Total trade activity for WEEK 51 was valued at ₦650.92 Million in 32 deals

ECONOMIC INDICATORS

Real GDP Growth	4.03%
Inflation (YoY)	15.99%
Interest rate	11.50%
FX(Official Window)	₦411.45: US \$1

DAY 3

DAY 4

DAY 5

MARKET ESTIMATES

TRADING ACTIVITY

	WEEK 51	WEEK 50	Δ WtD
Number of deals	32	20	60% ↑
Volume traded ('Mn)	26.46	1.02	2,483.98 ↑
Value traded ('Mn)	650.92	41.97	1,450.70 ↑

TRADER OF THE WEEK



NASD OTC Securities Exchange top Trader for WEEK 51 2021 GTI SECURITIES LIMITED with ₦1.24 Billion

WEEK 51 ADVANCER(S) & DECLINERS

Security code	WEEK 51	WEEK 50	Δ WtD
SDUBNPROP	1.05	0.99	6.06% ↑
SDAIRLIQ	5.5	6	-8.33% ↓
SDFCWAMCO	118.43	119	-0.48% ↓
SDMASSTCOM	0.45	0.5	-10.00% ↓
SDNASDPLC	18.7	27	-30.74% ↓

TOP TRADED SECURITIES

SECURITIES	VOLUME	VALUE (₦)
SDNASDPLC	26,159,516	634,874,752.80
SDFCWAMCO	128,186	15,182,609.00
SDNDP	1,394	330,996.63
SDCSCSPLC	4,814	84,245.00
SDUBNPROP	150,000	157,500.00
SD11PLC	1,250	260,000.00
SDAIRLIQ	5,000	27,500.00
SDMASSTCOM	10,000	4,500.00

KEY METRICS

Market Capitalization	₦622.23 Billion
NSI	734.82 Points
Volume of Trades (YTD)	12.84 Billion
Number of Trades (YTD)	4,959
Value of Trades (YTD)	₦30.90 Billion