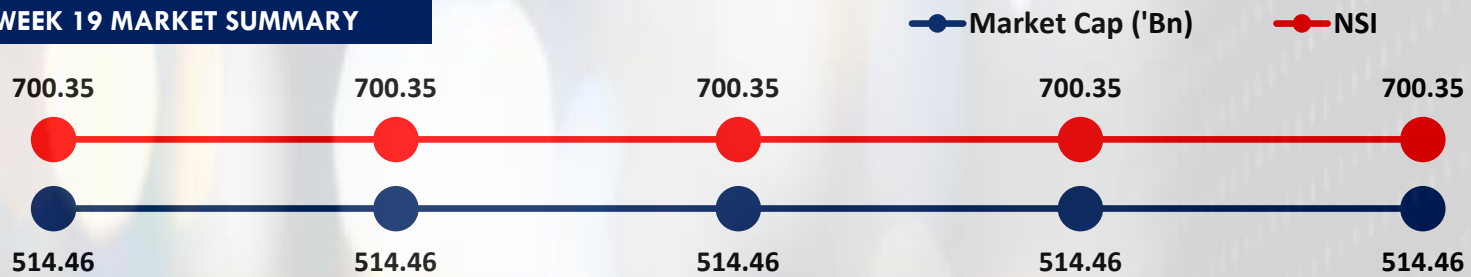




**WEEK 19 MARKET SUMMARY**

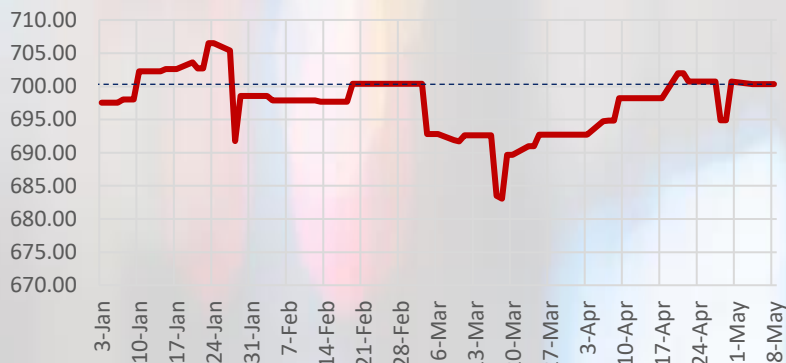


**MARKET OVERVIEW**

**Year to Date Overview**

- NASD OTC Securities Exchange Market closed on a positive note last week, as the market recorded an increase in performance. NASD Security Index ("NSI") Year to date (YTD) return rose by 0.40%.

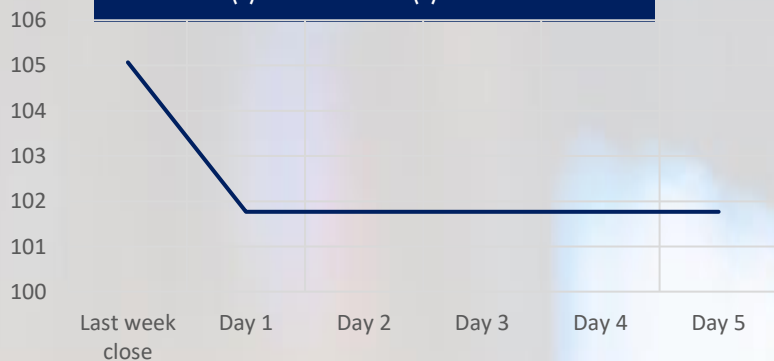
**NSI Year-to-Date Performance**



**Week 19 Overview**

- The NASD Security Index (NSI) fell by 0.05% to close at 700.35 points as against 700.73 points on the preceding Friday
- In addition, Week 19 saw NASD Investors lose ₦0.28 Billion in Market capitalization. NASD OTC Market capitalization closed at ₦514.46 Billion compared to ₦514.74 Billion on the preceding Friday, resulting from an decrease in prices.

**Advancer(s) and Decliner(s) Price Movement**



- Total trade activity in the week was valued at ₦5.28 Million in 16 deals.
- There were no Advancers for the week
- The price VFD GROUP PLC was marked down to reflect the dividend payment of ₦3.30.

**Corporate Action**

- VFD Group Plc would be holding its 4th Annual General Meeting ["AGM"] on Friday, May 15, 2020 at the Foresight House, 163/165 Broad Street, Lagos Island, Lagos by 11:00 a.m.
- The AGM shall be streamed online and the link for the AGM online live streaming shall be made available on the Company's [website](#). Attendance at the AGM shall be by proxy only.

**MARKET ESTIMATES**

**TRADING ACTIVITY**

	Week 19	Week 18	%Δ WtD
Number of deals	16	11	45% ↑
Volume traded ('000)	226	323	-30% ↓
Value traded ('000)	₦5,289	₦84,840	-94% ↓

**TRADER OF THE WEEK**



**ADVANCER(S)**

Security code	Week 19	Week 18	%Δ WtD
SDVFDGROUP	101.77	105.07	-3.14 ↓

**TRADED SECURITIES**

SECURITIES	VOLUME	VALUE
SDCSCSPLC	196,000	2,548,000.00
SDFCWAMCO	15,825	1,781,300.00
SDNIPCOPLC	15,000	960,000.00

**KEY METRICS**

Market Capitalization	₦514.46 Billion
NSI	700.35 Points
Volume Dematerialized	96.62 Billion
Dematerialized Percentage	63.19%
Volume of Trades (YTD)	7.61 Billion
Number of Trades (YTD)	530
Value of Trades (YTD)	₦7.42 Billion

**ECONOMIC INDICATORS**

Real GDP Growth	2.55%
Inflation (YoY)	12.26%
Interest rate	13.50%
FX(Official Window)	389.20: US \$1