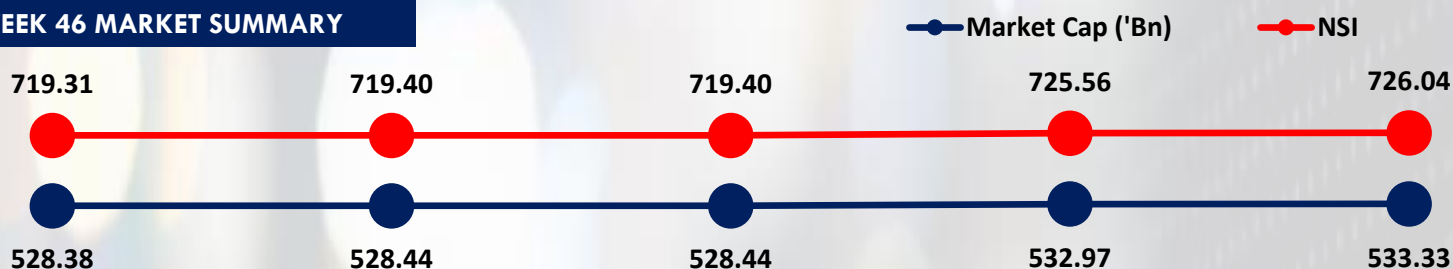


## WEEK 46 MARKET SUMMARY



DAY 1

DAY 2

DAY 3

DAY 4

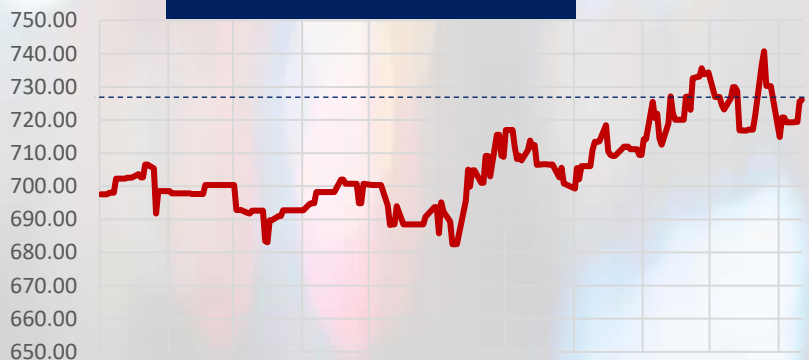
DAY 5

## MARKET OVERVIEW

### Year to Date Overview

- NASD OTC Securities Exchange Market closed on a positive note last week, as the market recorded an increase in performance. NASD Security Index ("NSI") Year to date (YTD) return rose by 4.09%.

### NSI Year-to-Date Performance

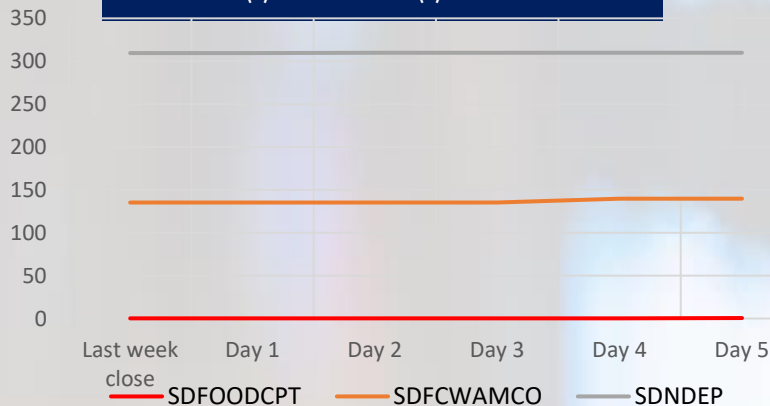


3-Jan 3-Feb 3-Mar 3-Apr 3-May 3-Jun 3-Jul 3-Aug 3-Sep 3-Oct 3-Nov

### Week 46 Overview

- The NASD Security Index (NSI) rose by 0.94% to close at 726.04 points as against 719.31 points on the preceding Friday
- In addition, Week 46 saw NASD Investors gain ₦4.95 Billion in Market capitalization. NASD OTC Market capitalization closed at ₦533.33 Billion compared to ₦528.38 Billion on the preceding Friday, resulting from an increase in prices.

### Advancer(s) and Decliner(s) Price Movement



- Total trade activity in the week was valued at ₦64.66 Million in 22 deals.
- NASD OTC Securities Exchange Market Advancers for week 46 are Niger Delta Exploration and Production Plc (SDNDEP), FrieslandCampina Wamco Nigeria Plc (SDFCWAMCO) and Food Concepts Plc. (SDFOODCPT).
- There were no Decliners in the week.

## ECONOMIC INDICATORS

Real GDP Growth	-6.10%
Inflation (YoY)	13.22%
Interest rate	11.50%
FX(Official Window)	381.00: US \$1

## MARKET ESTIMATES

### TRADING ACTIVITY

	Week 46	Week 45	% Δ WtD
Number of deals	22	19	15.79% ↑
Volume traded ('000)	5,236	537	813.39% ↑
Value traded ('000)	₦64,668	₦116,775	-44.62% ↓

### TRADER OF THE WEEK



NASD OTC Securities Exchange top Traders for the week is Capital Bancorp Plc.

### DECLINER(S)

Security code	Week 46	Week 45	% Δ WtD
SDFOODCPT	0.8	0.74	-0.70 ↓
SDFCWAMCO	140	135.36	-2.82 ↓
SDNDEP	310.12	309.77	-3.29 ↓

### TRADED SECURITIES

SECURITIES	VOLUME	VALUE
SDNDEP	176,472	55,850,900.00
SDFCWAMCO	32,410	4,506,790.00
SDFOODCPT	5,000,000	4,000,000.00
SDCSCSPLC	20,250	300,835.00
SDUBNPROP	7,830	9,865.80

### KEY METRICS

Market Capitalization	₦533.33 Billion
NSI	726.04 Points
Volume Dematerialized	96.62 Billion
Dematerialized Percentage	63.19%
Volume of Trades (YTD)	7.87 Billion
Number of Trades (YTD)	1342
Value of Trades (YTD)	₦11.82 Billion