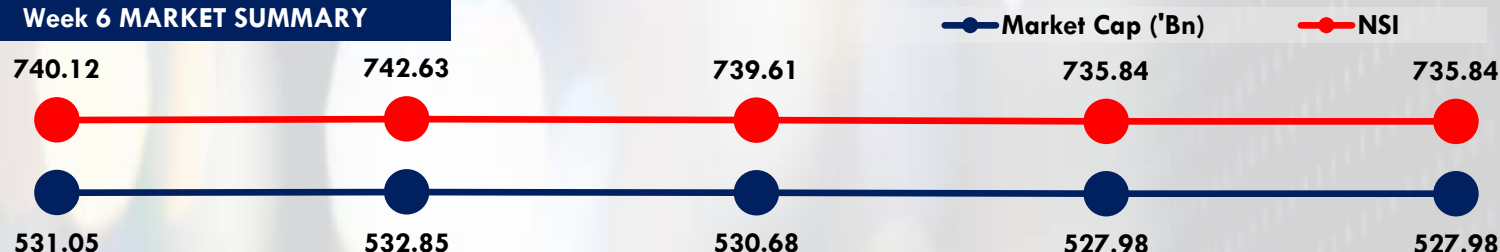


Week 6 MARKET SUMMARY



DAY 1

DAY 2

DAY 3

DAY 4

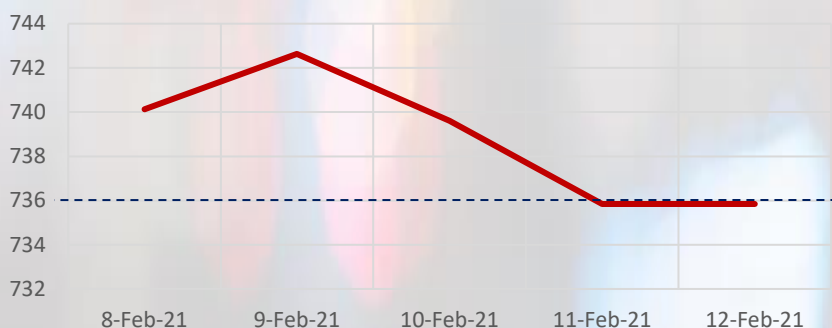
DAY 5

MARKET OVERVIEW

Year to Date Overview

- NASD OTC Securities Exchange Market closed on a negative note last week, as the market recorded a decrease in trade performance. NASD Security Index ("NSI") Year to date (YTD) return fell by 0.79%

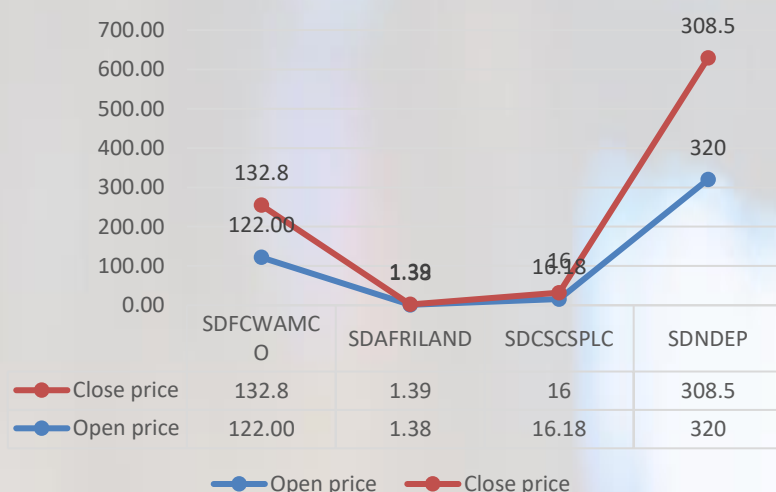
NSI Week 6 Performance



Week 6 Market Overview

- The NASD Security Index (NSI) increased by 1.45% to close at 735.84 points as against 725.29 points in the previous week.
- In addition, NASD Investors gain ₦7.57 Billion in Market capitalization. NASD OTC Market capitalization closed at ₦527.98 Billion compared to ₦520.41 Billion at close of last week.

Week 6 Price Review



- Total trade activity for Week 6 was valued at ₦84.27 Million in 29 deals

ECONOMIC INDICATORS


Real GDP Growth	2.9%
Inflation (YoY)	13.39%
Interest rate	11.50%
FX(Official Window)	₦ 380: US \$ 1

MARKET ESTIMATES

TRADING ACTIVITY

	Week 6	Week 5	Δ WiD
Number of deals	29	31	(6.45) % ↓
Volume traded ('Mn)	1.29	1.11	16.12 % ↑
Value traded ('Mn)	₦ 84.27	₦ 26.88	213.41 % ↑

TRADER OF THE WEEK



NASD OTC Securities Exchange top Trader for Week 6 2021 is DYNAMIC PORTFOLIO LIMITED with ₦123.95 million

Week 6 ADVANCER(S) & DECLINERS

Security code	Week 6	Week 5	Δ WiD
SDFCWAMCO	132.80	122	8.85% ↑
SDAFRILAND	1.39	1.38	0.72% ↑
SDCSCSPCLC	16	16.18	-1.11% ↓
SDNDEP	308.5	320	-3.59% ↓

TOP TRADED SECURITIES

SECURITIES	VOLUME	VALUE (₦)
SDFCWAMCO	76,511	10,124,773.40
SDCSCSPCLC	551,800	8,849,265.00
SDNDEP	208,955	64,718,921.50
SDUBNPROP	401,000	505,260.00
SDAFRILAND	50,000	69,500.00

KEY METRICS

Market Capitalization	₦527.98 Billion
NSI	735.84 Points
Volume of Trades (YTD)	21.29 Million
Number of Trades (YTD)	171
Value of Trades (YTD)	₦486.25 Million