


WEEK 3 MARKET SUMMARY

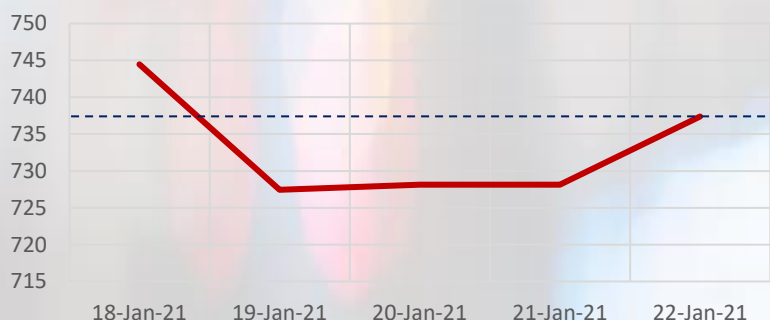


MARKET OVERVIEW

Year to Date Overview

- NASD OTC Securities Exchange Market closed on a negative note last week, as the market recorded a decrease in trade performance. NASD Security Index ("NSI") Year to date (YTD) return fell by 0.58%


NSI Week 3 Performance



Week 3 Market Overview

- The NASD Security Index (NSI) fell by 0.36% to close at 737.39 points as against 740.04 points in the previous week.
- In addition, NASD Investors lost ₦1.90 Billion in Market capitalization. NASD OTC Market capitalization closed at ₦529.09 Billion compared to ₦530.99 Billion at close of last week.

Week 3 Price Review



- Total trade activity for WEEK 3 was valued at ₦131.90 Million in 37 deals

ECONOMIC INDICATORS

Real GDP Growth	2.9%
Inflation (YoY)	13.39%
Interest rate	11.50%
FX(Official Window)	₦ 380: US \$ 1

MARKET ESTIMATES

TRADING ACTIVITY

	Week 3	Week 2	Δ WtD
Number of deals	37	25	48.00 % ↑
Volume traded ('Mn)	12.37	5.13	141.13 % ↑
Value traded (₦Mn)	₦ 131.90	₦ 82.37	60.13 % ↑

TRADER OF THE WEEK



NASD OTC Securities Exchange top Trader for week 3 2021 is Anchoria Investment and Securities Limited with 93.1 Million

WEEK 3 ADVANCER(S) & DECLINERS

Security code	Week 3	Week 2	% Δ WtD
SDCSCSPCLC	16.25	15.90	2.20% ↑
SDNDEP	338.66	335	1.09% ↑
SDFCWAMCO	127.33	131.75	-3.35% ↓

TOP TRADED SECURITIES

SECURITIES	VOLUME	VALUE (₦)
SDFCWAMCO	572,292	70,039,681.72
SDCSCSPCLC	1,333,450	21,335,450.00
SDNDEP	42,000	14,215,000.00
SDUBNPROP	10,230,000	10,289,800.00
SDVFDGROUP	152,500	16,023,175.00
SDIGIPLC	46,000	3,220.00

KEY METRICS

Market Capitalization	₦529.09 Billion
NSI	737.39 Points
Volume of Trades (YTD)	17.62 Million
Number of Trades (YTD)	75
Value of Trades (YTD)	₦229.48 Million