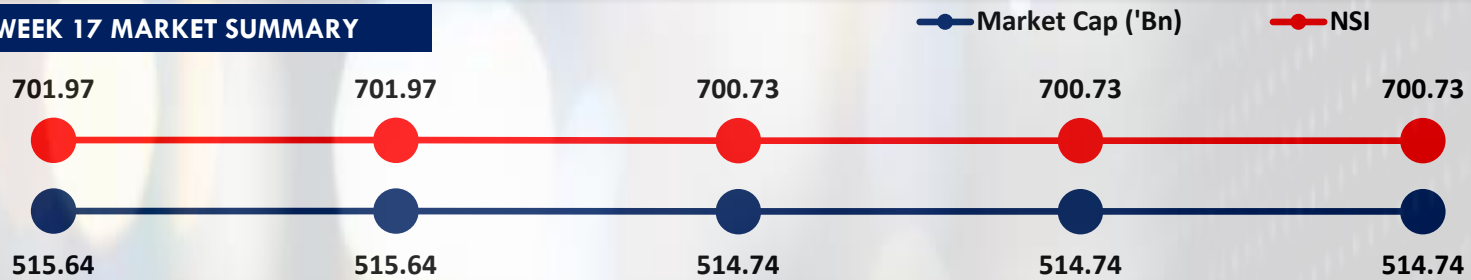




WEEK 17 MARKET SUMMARY

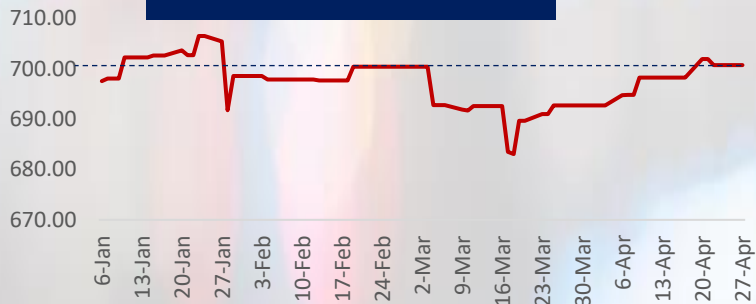


MARKET OVERVIEW

Year to Date Overview

- NASD OTC Securities Exchange Market closed on a positive note last week, as the market recorded an increase in performance. NASD Security Index ("NSI") Year to date (YTD) return rose by 0.46%.

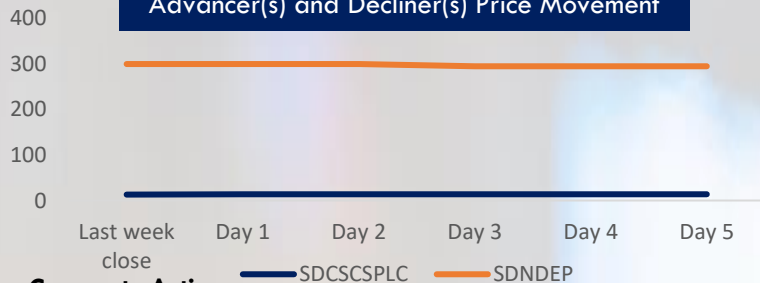
NSI Year-to-Date Performance



Week 17 Overview

- The NASD Security Index (NSI) rose by 0.36% to close at 700.73 points as against 698.22 points on the preceding Friday.
- In addition, Week 17 saw NASD Investors gain ₦1.85 Billion in Market capitalization. NASD OTC Market capitalization closed at ₦514.74 Billion compared to ₦512.89 Billion, resulting from an increase in prices.
- Total trade activity in the week was valued at ₦6.10 Million in 8 deals.
- NASD OTC Securities Exchange Market Advancer for week 17 is Central Securities Clearing System Plc
- NASD OTC Securities Exchange Market Decliner for week 17 is Niger Delta Exploration and Production Plc

Advancer(s) and Decliner(s) Price Movement



Corporate Action

- The 7th Annual General Meeting of Afriland Properties Plc has been rescheduled to hold Tuesday April 28, 2020 at the Afriland Towers 97/105 Broad Street, Lagos by 9:00a.m. The AGM will be streamed live online.
- VFD Group Plc would be holding its 4th Annual General Meeting ["AGM"] on Friday, May 15, 2020 at the Foresight House, 163/165 Broad Street, Lagos Island, Lagos by 11:00 a.m. The AGM will be streamed live online.

ECONOMIC INDICATORS

Real GDP Growth	2.55%
Inflation (YoY)	12.20%
Interest rate	13.50%
FX(Official Window)	384.22: US \$1

MARKET ESTIMATES

TRADING ACTIVITY

	Week 17	Week 16	%Δ WtD
Number of deals	8	10	-20% ↓
Volume traded ('000)	169	3,127	-95 ↓
Value traded ('000)	₦6,103	₦51,047	-88% ↓

TRADER OF THE WEEK



ADVANCER(S)

Security code	Week 17	Week 16	%Δ WtD
SDCSCSPC	13.55	13	4.23 ↑

DECLINER(S)

Security code	Week 17	Week 16	%Δ WtD
SDNDEP	295	300	1.67 ↓

TRADED SECURITIES

SECURITIES	VOLUME	VALUE
SDCSCSPC	139,800	1,894,740.00
SDFCWAMCO	18,902	2,305,388.76
SDNDEP	5,368	1,583,560.00
SDNIPCO	5,000	320,000.00

KEY METRICS

Market Capitalization	₦514.74 Billion
NSI	700.73 Points
Volume Dematerialized	96.62 Billion
Dematerialized Percentage	63.19%
Volume of Trades (YTD)	7.61 Billion
Number of Trades (YTD)	503
Value of Trades (YTD)	₦7.33 Billion