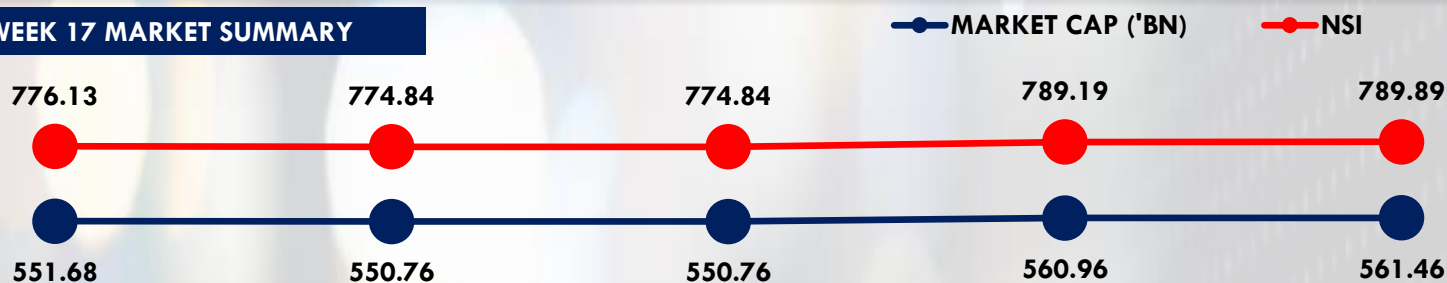


WEEK 17 MARKET SUMMARY

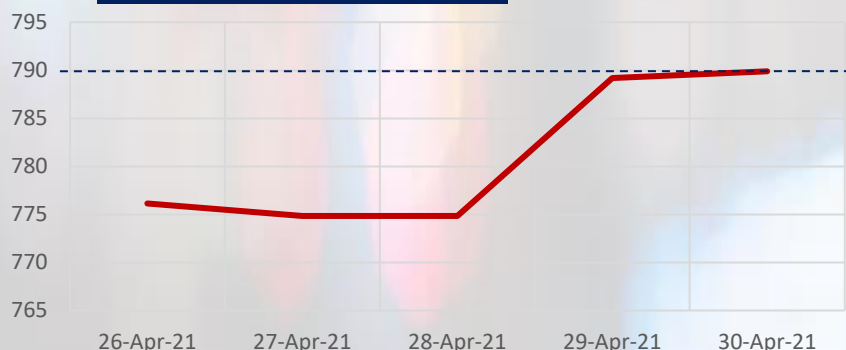


MARKET OVERVIEW

Year to Date Overview

- NASD OTC Securities Exchange Market closed on a positive note last week, as the market recorded a decrease in trade performance. NASD Security Index ("NSI") Year to date (YTD) return rose by 6.50%

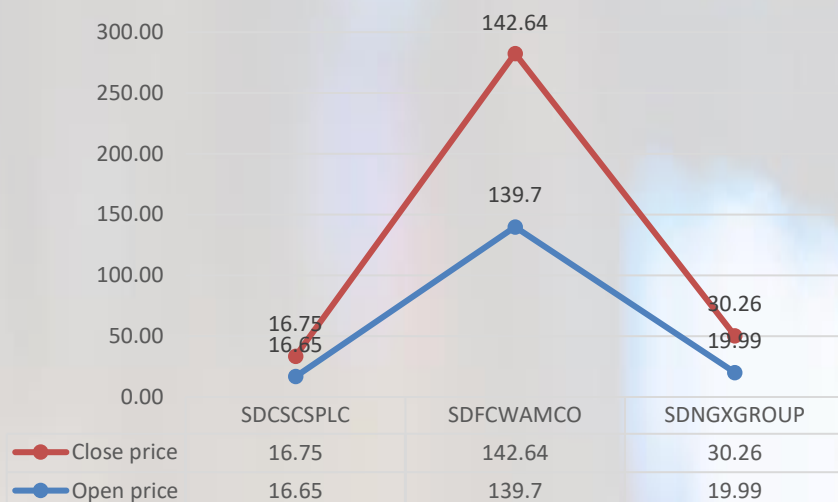
NSI WEEK 17 Performance



WEEK 17 Market Overview

- The NASD Security Index (NSI) rose by 0.60% to close at 789.89 points as against 785.15 points in the previous week.
- In addition, NASD Investors gain ₦3.37 Billion in Market capitalisation. NASD OTC Market capitalization closed at ₦561.46 Billion compared to ₦558.09 Billion at close of last week.

WEEK 17 Price Review



- Total trade activity for WEEK 17 was valued at ₦1.46 Billion in 249 deals

ECONOMIC INDICATORS

Real GDP Growth	2.9%
Inflation (YoY)	18.17%
Interest rate	11.50%
FX(Official Window)	₦ 381.25: US \$1

MARKET ESTIMATES

TRADING ACTIVITY

	WEEK 17	WEEK 16	Δ WiD
Number of deals	269	269	7.43% ↓
Volume traded ('Mn)	55.08	81.30	32.25% ↓
Value traded ('NBn)	₦ 1,465.04	₦ 1,557.78	5.95% ↓

TRADER OF THE WEEK



NASD OTC Securities Exchange top Trader for WEEK 17 2021 is **Anchoria Investment and Securities Limited** with ₦1 Billion

WEEK 17 ADVANCER(S) & DECLINERS

Security code	WEEK 17	WEEK 16	Δ WiD
SDCSCSPC	16.75	16.65	0.60% ↑
SDFCWAMCO	142.64	139.7	2.10% ↑
SDNGXGROUP	30.26	19.99	51.38% ↑

TOP TRADED SECURITIES

SECURITIES	VOLUME	VALUE (₦)
SDNGXGROUP	54,910,910	1,457,352,425.65
SDFCWAMCO	40,575	5,684,650.00
SDCSCSPC	93,000	1,549,300.00
SDNDEP	1,205	408,675.00
SDAFRILAND	36,865	49,256.09

KEY METRICS

Market Capitalization	₦561.46 Billion
NSI	789.89 Points
Volume of Trades (YTD)	190.94 Million
Number of Trades (YTD)	1049
Value of Trades (YTD)	₦4.79 Billion