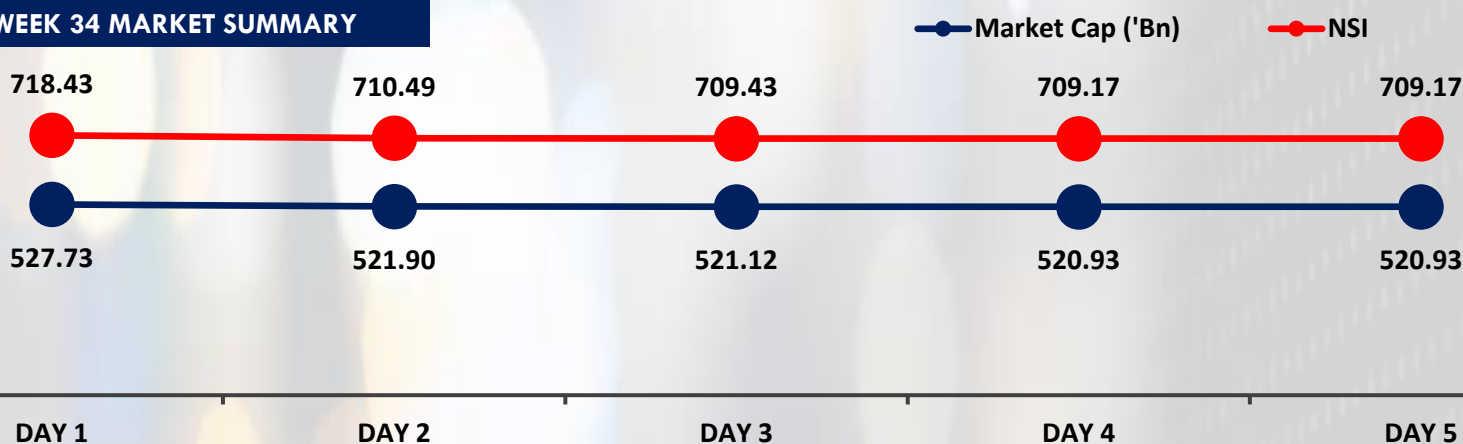


WEEK 34 MARKET SUMMARY

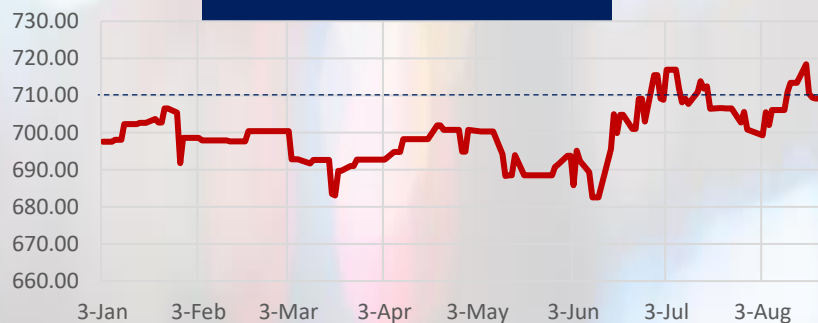


MARKET OVERVIEW

Year to Date Overview

- NASD OTC Securities Exchange Market closed on a positive note last week, as the market recorded an increase in performance. NASD Security Index ("NSI") Year to date (YTD) return rose by 1.67%.

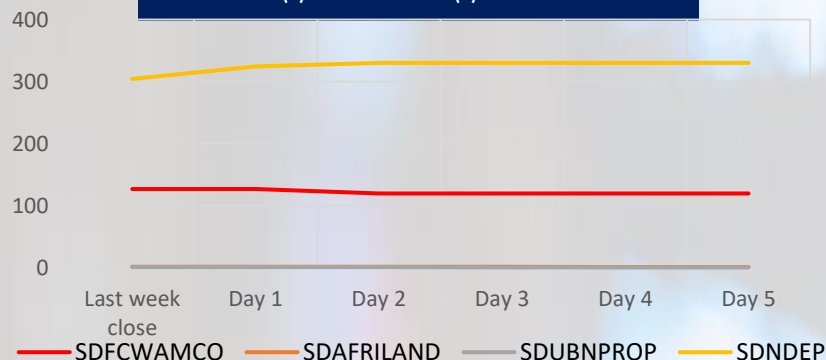
NSI Year-to-Date Performance



Week 34 Overview

- The NASD Security Index (NSI) fell by -0.60% to close at 709.17 points as against 713.46 points on the preceding Friday
- In addition, Week 34 saw NASD Investors lose ₦3.15 Billion in Market capitalization. NASD OTC Market capitalization closed at ₦520.93 Billion compared to ₦524.08 Billion on the preceding Friday, resulting from a decrease in prices.

Advancer(s) and Decliner(s) Price Movement



- Total trade activity in the week was valued at ₦176.79 Million in 43 deals.
- NASD OTC Securities Exchange Market Advancer for week 34 is Niger Delta Exploration and Production Plc
- NASD OTC Securities Exchange Market Decliners for week 34 are FrieslandCamina Wamco Nigeria Plc (SDFCWAMCO), Afriland Properties Plc (SDAFRILAND) and UBN Properties Plc (SDUBNPROP)

Corporate Action

- Air Liquide Nigeria Plc would be holding its 61st Annual General Meeting on Thursday, August 27, 2020 at the company's office, 104/106 Ladipo Street, Matori Industrial Estate, Matori, Lagos by 2:00 p.m.
- Fan Milk Plc ["the Company"] would be holding its 55th Annual General Meeting on Thursday, August 27, 2020 at the Executive Lounge, Radisson Hotel Ikeja, 42/44 Isaac John, Ikeja, GRA, Lagos by 12:00 noon.

MARKET ESTIMATES

TRADING ACTIVITY

	Week 34	Week 33	% Δ WtD
Number of deals	43	35	22.86% ↑
Volume traded ('000)	2,195	813	169.87% ↑
Value traded ('000)	₦176,792	₦ 48,138	267.65% ↑

TRADER OF THE WEEK

Capital Bancorp Plc

NASD OTC Securities Exchange top Traders for the week is Capital Bancorp Plc

ADVANCER(S)

Security code	Week 34	Week 33	% Δ WtD
SDNDEP	330.58	304.67	10.79% ↑

DECLINER(S)

Security code	Week 34	Week 33	% Δ WtD
SDFCWAMCO	127.01	127.05	-7.04 ↓
SDAFRILAND	1.84	1.98	-0.14 ↓
SDUBNPROP	1.26	1.4	-0.10 ↓

TRADED SECURITIES

SECURITIES	VOLUME	VALUE
SDFCWAMCO	1,045,592	125,123,432.50
SDNDEP	135,544	45,465,650.36
SDCSCSPCLC	403,195	5,620,827.50
SDUBNPROP	210,000	267,400.00
SDFSTRUSTMB	358,845	226,072.35
SDAFRILAND	40,000	73,600.00
SDAIRLIQ	2,460	15,252.00

KEY METRICS

Market Capitalization	₦520.93 Billion
NSI	709.17 Points
Volume Dematerialized	96.62 Billion
Dematerialized Percentage	63.19%
Volume of Trades (YTD)	7.82 Billion
Number of Trades (YTD)	1022
Value of Trades (YTD)	₦10.71 Billion

ECONOMIC INDICATORS

Real GDP Growth	1.87%
Inflation (YoY)	12.56%
Interest rate	12.82%
FX(Official Window)	381.00: US \$1