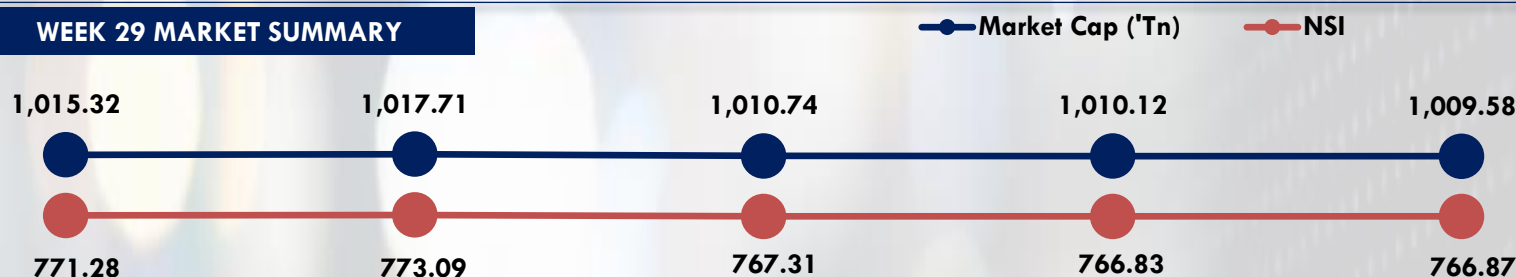


WEEK 29 MARKET SUMMARY



DAY 1

DAY 2

DAY 3

DAY 4

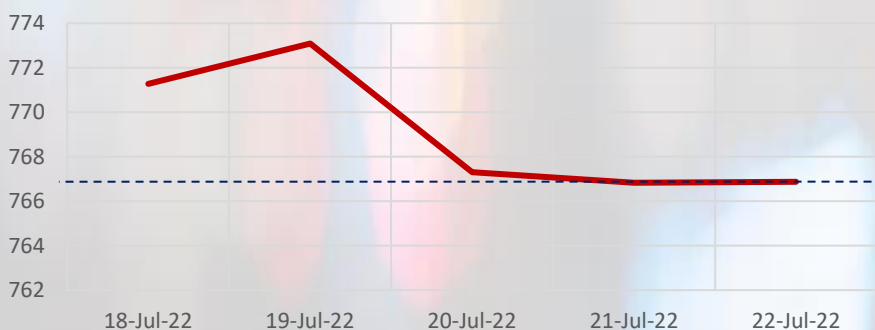
DAY 5

MARKET OVERVIEW

Year to Date Overview

- NASD OTC Securities Exchange Market closed on a positive note last week, as the market recorded a increase in trade performance. NASD Security Index ("NSI") Year to date (YTD) return increased by 3.23%

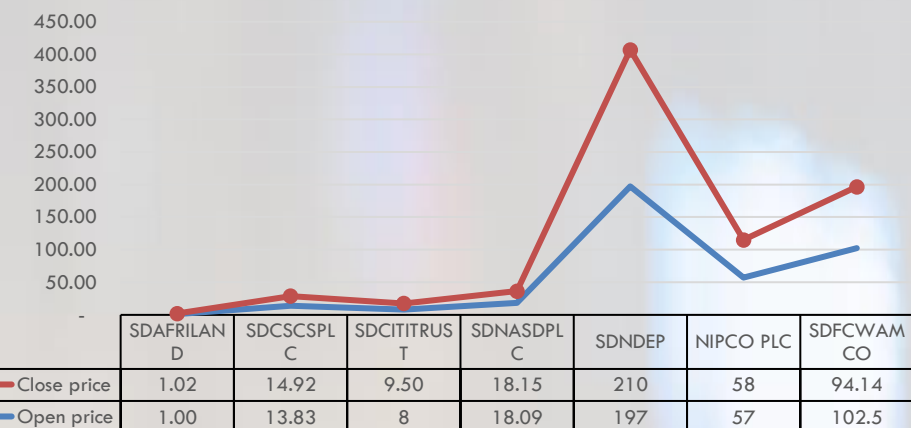
NSI WEEK 29 Performance



WEEK 29 Market Overview

- The NASD Security Index (NSI) closed on a negative note, to close the week at 772.08 points as against 773.79 points in the previous week.
- In addition, NASD Investors lost ₦0.01 Trillion in Market Capitalisation. NASD OTC Market Capitalisation closed at ₦1.01 Trillion compared to ₦1.02 Trillion at close of last week.

WEEK 29 Price Review



- Total trade activity for WEEK 29 was valued at ₦89.59 Million in 62 deals

ECONOMIC INDICATORS

Real GDP Growth	3.11%
Inflation (YoY)	18.60
Interest rate	14.00%
FX(Official Window)	₦415.25: US \$1

MARKET ESTIMATES

TRADING ACTIVITY

	WEEK 29	WEEK 28	Δ WiD
Number of deals	62	34	66.34% ↓
Volume traded ('Mn)	4.16	3.69	91.50% ↓
Value traded ('Mn)	89.59	21.40	96.64% ↓

TRADER OF THE WEEK



NASD OTC Securities Exchange top Trader for WEEK 29 2022 FCSL Asset Management Limited with ₦89.52 Million

WEEK 29 ADVANCER(S) & DECLINERS

Security code	WEEK 29	WEEK 28	Δ WiD
SDAFRILAND	1.02	1	2.00% ↑
SDCSCSPLC	14.92	13.83	7.88% ↑
SDCITITRUST	9.5	8	18.75% ↑
SDNASDPLC	18.15	18.09	0.33% ↑
SDNDEP	210	197	6.60% ↑
NIPCO PLC	58	57	1.75% ↑
SDFCWAMCO	94.14	102.5	-8.16% ↓

TOP TRADED SECURITIES

SECURITIES	VOLUME	VALUE (₦)
SDFCWAMCO	301,563	28,784,530.20
SDCSCSPLC	3,507,776	51,673,772.00
SDNDEP	17,500	3,726,000.00
SDCITITRUST	256,431	2,362,594.50
SDAFRILAND	20,783	21,204.38
SD11PLC	1,484	267,340.10
SDNASDPLC	21,000	381,150.00
SDVFDGROUP	245	59,995.60
SDNIPCOPLC	40,000	2,320,000.00
SDLIGHTFSP	700	364.00

KEY METRICS

Market Capitalization	₦1.01 Trillion
NSI	766.87 Points
Volume of Trades (YTD)	3.23 Billion
Number of Trades (YTD)	1,681
Value of Trades (YTD)	₦22.04 Billion