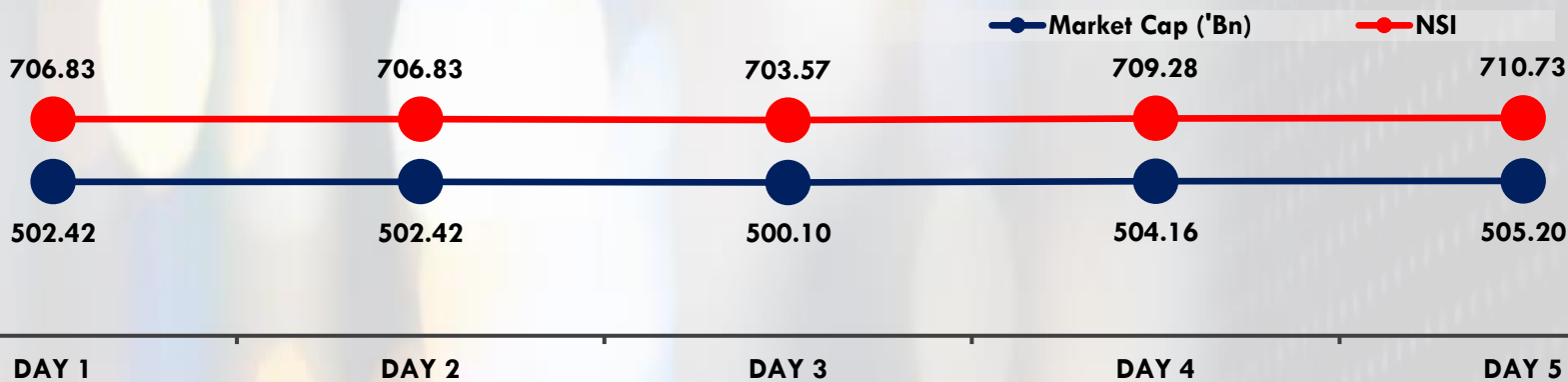


## WEEK 11 MARKET SUMMARY

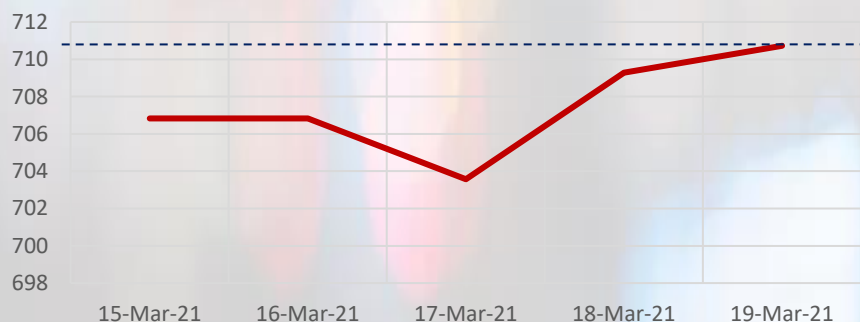


## MARKET OVERVIEW

### Year to Date Overview

- NASD OTC Securities Exchange Market closed on a negative note last week, as the market recorded a decrease in trade performance. NASD Security Index ("NSI") Year to date (YTD) return fell by 4.17%

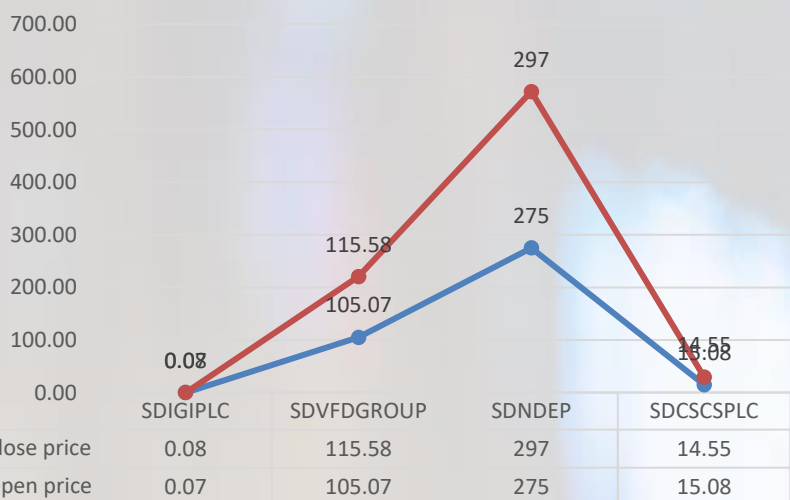
### NSI WEEK 11 Performance



### WEEK 11 Market Overview

- The NASD Security Index (NSI) rose by 0.47% to close at 710.73 points as against 707.39 points in the previous week.
- In addition, NASD Investors gain ₦2.38 Billion in Market capitalization. NASD OTC Market capitalization closed at ₦505.20 Billion compared to ₦502.82 Billion at close of last week.

### WEEK 11 Price Review



- Total trade activity for WEEK 11 was valued at ₦40.20 Million in 10 deals

## ECONOMIC INDICATORS

Real GDP Growth	1.9%
Inflation (YoY)	17.33%
Interest rate	11.50%
FX(Official Window)	₦ 380.7: US \$1

## MARKET ESTIMATES

### TRADING ACTIVITY

	WEEK 11	WEEK 10	Δ WiD
Number of deals	10	27	(62.96)% ↓
Volume traded ('Mn)	2.29	8.49	(72.99)% ↓
Value traded ('Mn)	₦ 40.20	₦ 58.75	(31.58)% ↓

### TRADER OF THE WEEK



NASD OTC Securities Exchange top Trader for WEEK 11 2021 is PIPC SECURITIES LIMITED with ₦30 million

### WEEK 11 ADVANCER(S) & DECLINERS

Security code	WEEK 11	WEEK 10	Δ WiD
SDIGIPLC	0.08	0.07	14.29% ↑
SDVFDGROUP	115.58	105.07	10.00% ↑
SDNDEP	297	275	8.00% ↑
SDCSCSPLC	14.55	15.08	-3.51% ↓

### TOP TRADED SECURITIES

SECURITIES	VOLUME	VALUE (₦)
SDFCWAMCO	2,000	252,100.00
SDNDEP	31,000	9,185,000.00
SDCSCSPLC	2,010,563	30,153,691.65
SDAIRLIQ	1,000	6,000.00
SDIGIPLC	242,000	18,634.00
SDAFRILAND	5,472	6,894.72
SDVFDGROUP	5,000	577,885.00

### KEY METRICS

Market Capitalization	₦505.2 Billion
NSI	710.73 Points
Volume of Trades (YTD)	37.32 Million
Number of Trades (YTD)	310
Value of Trades (YTD)	₦751.98 Million