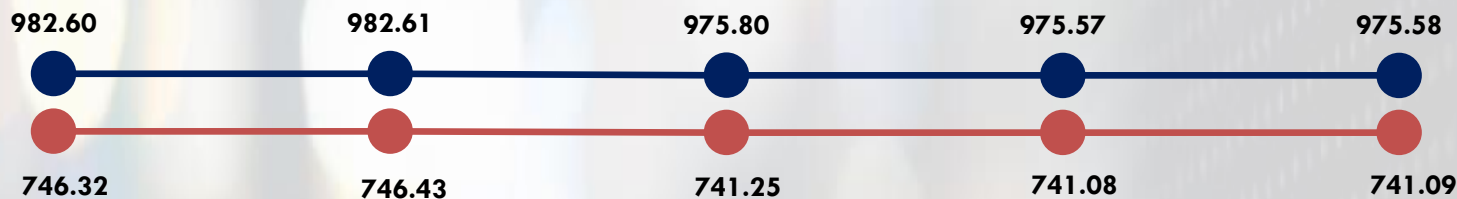


WEEK 37 MARKET SUMMARY

— MARKET CAP ('TN) — NSI



DAY 1

DAY 2

DAY 3

DAY 4

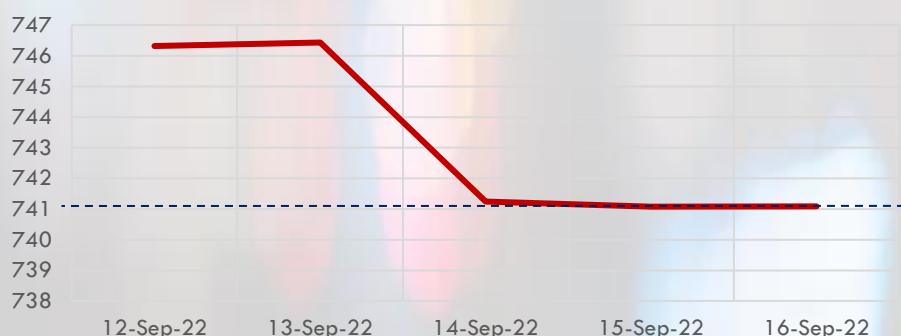
DAY 5

MARKET OVERVIEW

Year to Date Overview

- NASD OTC Securities Exchange Market closed on a negative note last week, as the market recorded a decrease in trade performance. NASD Security Index ("NSI") Year to date (YTD) return increased by 0.40%

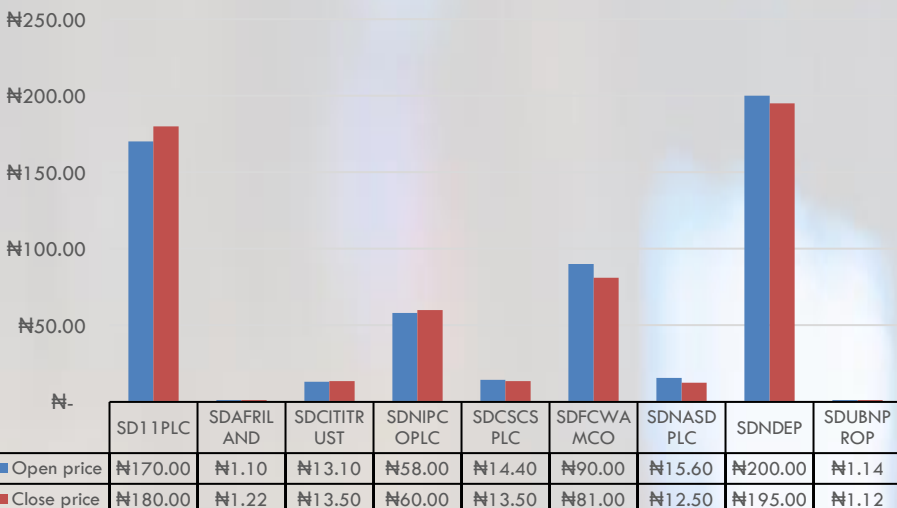
NSI WEEK 37 Performance



WEEK 37 Market Overview

- The NASD Security Index (NSI) closed on a negative note, to close the week at 741.09 points as against 756.33 points in the previous week.
- In addition, NASD Investors lost ₦20.07 Billion in Market Capitalisation. NASD OTC Market Capitalisation closed at ₦975.57 Billion compared to ₦995.64 Billion at close of last week.

WEEK 37 Price Review



- Total trade activity for WEEK 37 was valued at ₦490.69 Million in 52 deals

ECONOMIC INDICATORS

Real GDP Growth	3.54%
Inflation (YoY)	20.52
Interest rate	14.00%
FX(Official Window)	₦429.18: US \$1

MARKET ESTIMATES

TRADING ACTIVITY

	WEEK 37	WEEK 36	Δ WiD
Number of deals	52	45	15.56% ↑
Volume traded ('Mn)	190.10	0.20	94,659.97% ↑
Value traded ('Mn)	490.69	34.45	1,323.99% ↑

TRADER OF THE WEEK



NASD OTC Securities Exchange top Trader for WEEK 37 2022 Vetiva Securities Limited with ₦313.29Million

WEEK 37 ADVANCER(S) & DECLINERS

Security code	WEEK 37	WEEK 36	Δ WiD
SD11PLC	180.00	170.00	5.88% ↑
SDAFRILAND	1.22	1.10	10.91% ↑
SDCITITRUST	13.50	13.10	3.05% ↑
SDNIPC OPLC	60.00	58.00	3.45% ↑
SDCSCSPLC	13.50	14.40	-6.25% ↓
SDFCWAMCO	81.00	90.00	-10.00% ↓
SDNASDPLC	12.50	15.60	-19.87% ↓
SDNDEP	195.00	200.00	-2.50% ↓
SDUBNPROP	1.12	1.14	-1.75% ↓

TOP TRADED SECURITIES

SECURITIES	VOLUME	VALUE (₦)
SDMIXREAL	178,005,894	313,290,373.44
SDVFDGROUP	542,512	132,850,338.56
SD11PLC	123,591	22,244,415.00
SDFCWAMCO	70,920	5,858,090.60
SDNASDPLC	389,862	5,195,775.00
SDCSCSPLC	304,500	4,113,915.50
SDNDEP	15,536	3,069,520.00
SDNIPC OPLC	23,401	1,404,060.00
SDCITITRUST	103,000	1,390,500.00
SDIGIPLC	10,003,900	800,312.00
SDFOODCPT	500,000	455,500.00
SDAFRILAND	18,648	22,623.07

KEY METRICS

Market Capitalization	₦975.58 Billion
NSI	741.09 Points
Volume of Trades (YTD)	3.45 Billion
Number of Trades (YTD)	2,073
Value of Trades (YTD)	₦26.52 Billion