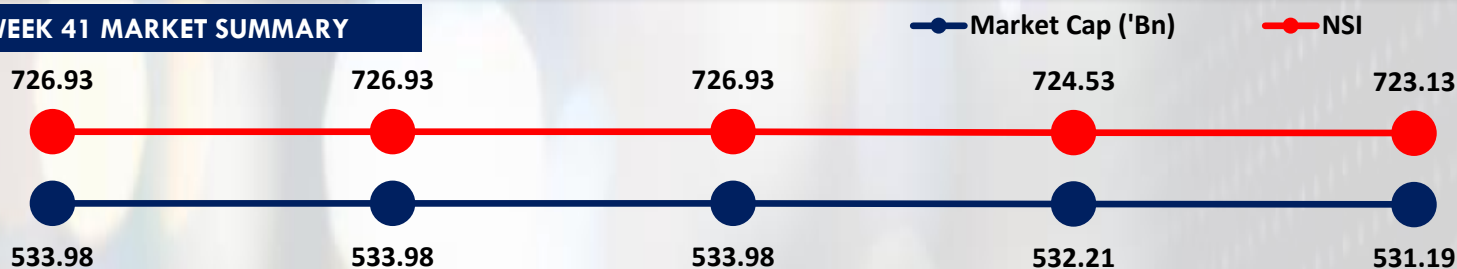


WEEK 41 MARKET SUMMARY

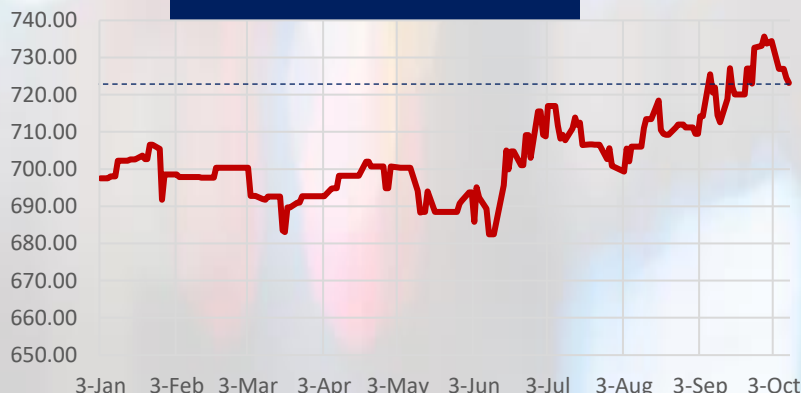


MARKET OVERVIEW

Year to Date Overview

- NASD OTC Securities Exchange Market closed on a positive note last week, as the market recorded an increase in performance. NASD Security Index ("NSI") Year to date (YTD) return rose by 3.67%.

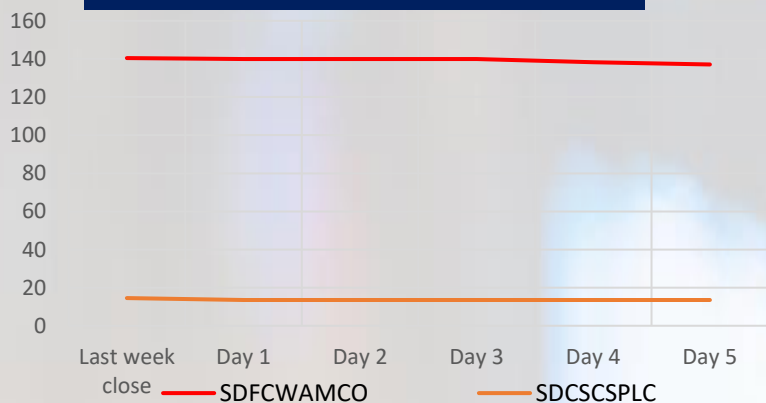
NSI Year-to-Date Performance



Week 41 Overview

- The NASD Security Index (NSI) fell by -1.53% to close at 723.13 points as against 734.39 points on the preceding Friday
- In addition, Week 41 saw NASD Investors lose ₦8.27 Billion in Market capitalization. NASD OTC Market capitalization closed at ₦531.19 Billion compared to ₦539.46 Billion on the preceding Friday, resulting from a decrease in prices.

Advancer(s) and Decliner(s) Price Movement



- Total trade activity in the week was valued at ₦93.14 Million in 38 deals.
- There were no advancers in the week.
- NASD OTC Securities Exchange Market Decliners for week 41 are FrieslandCampina Wamco Nigeria Plc (SDFCWAMCO), and Central Securities Clearing System Plc (SDCSCSPC).

ECONOMIC INDICATORS

Real GDP Growth	-6.10%
Inflation (YoY)	13.22%
Interest rate	11.50%
FX(Official Window)	381.00: US \$1

MARKET ESTIMATES

TRADING ACTIVITY

	Week 41	Week 40	%Δ WtD
Number of deals	38	37	2.70% ↑
Volume traded ('000)	914	2,326	-60.70% ↓
Value traded ('000)	₦93,143	₦490,219	-81.00% ↓

TRADER OF THE WEEK



NASD OTC Securities Exchange top Traders for the week is Anchoria Investment and Securities Limited.

DECLINER(S)

Security code	Week 41	Week 40	%Δ WtD
SDFCWAMCO	137.14	140.49	-2.38 ↓
SDCSCS	13.5	14.5	-6.90 ↓

TRADED SECURITIES

SECURITIES	VOLUME	VALUE
SDVFDGROUP	728,210	76,513,024.70
SDFCWAMCO	92,202	12,357,645.00
SDNDEP	10,484	3,125,050.00
SDCSCSPLC	83,300	1,147,850.00
SDAFRILAND	4	5.40

KEY METRICS

Market Capitalization	₦531.19 Billion
NSI	723.13 Points
Volume Dematerialized	96.62 Billion
Dematerialized Percentage	63.19%
Volume of Trades (YTD)	7.84 Billion
Number of Trades (YTD)	1251
Value of Trades (YTD)	₦11.47 Billion