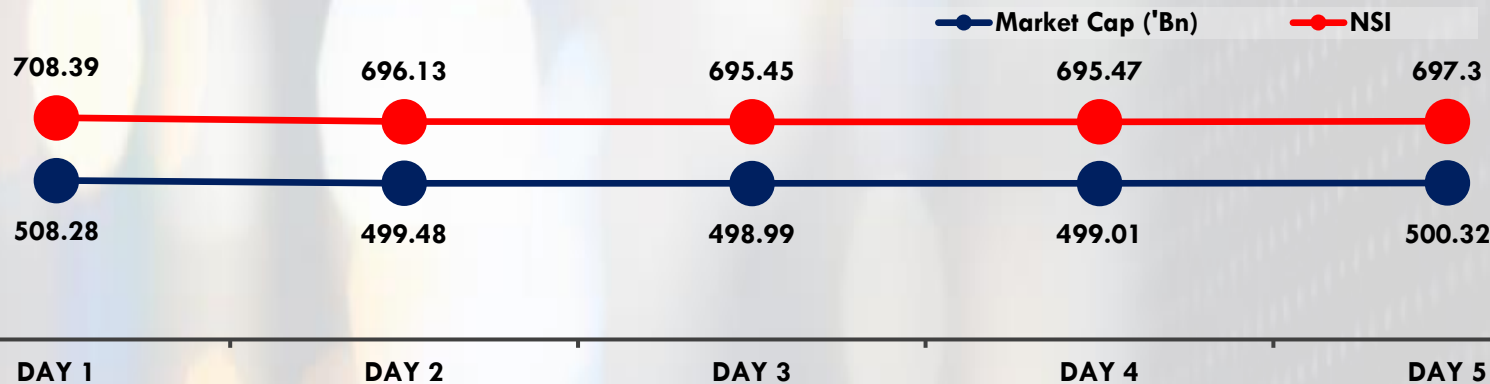


Week 9 MARKET SUMMARY

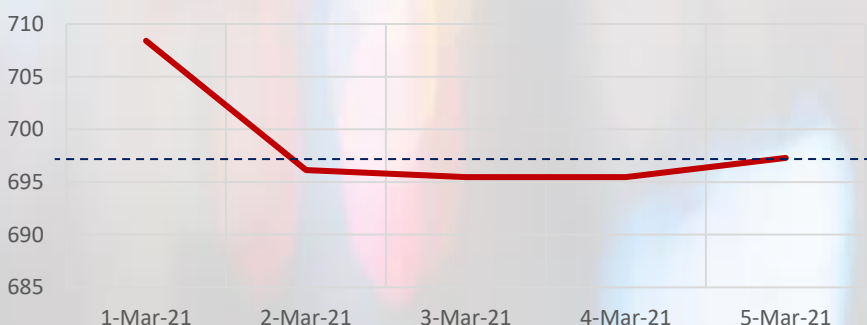


MARKET OVERVIEW

Year to Date Overview

- NASD OTC Securities Exchange Market closed on a negative note last week, as the market recorded a decrease in trade performance. NASD Security Index ("NSI") Year to date (YTD) return fell by 5.98%

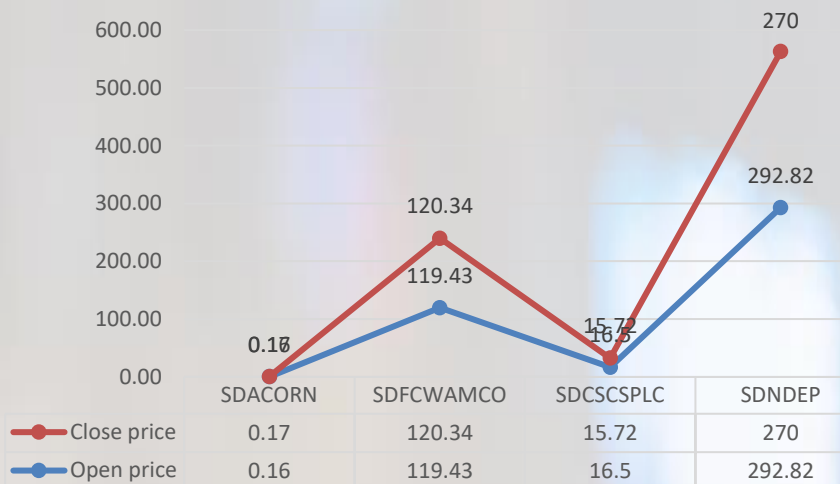
NSI Week 9 Performance



Week 9 Market Overview

- The NASD Security Index (NSI) fell by 2.33% to close at 697.3 points as against 713.91 points in the previous week.
- In addition, NASD Investors lose ₦11.92 Billion in Market capitalization. NASD OTC Market capitalization closed at ₦500.32 Billion compared to ₦512.24 Billion at close of last week.

Week 9 Price Review



- Total trade activity for Week 9 was valued at ₦2.44 Million in 35 deals

ECONOMIC INDICATORS

Real GDP Growth	2.9%
Inflation (YoY)	13.39%
Interest rate	11.50%
FX(Official Window)	₦ 380: US \$ 1

MARKET ESTIMATES

TRADING ACTIVITY

	Week 9	Week 8	Δ WiD
Number of deals	35	26	34.62 % ↑
Volume traded ('Mn)	2.44	0.37	16.12 % ↑
Value traded (₦Mn)	₦ 65.17	₦ 31.62	106.10% ↑

TRADER OF THE WEEK



NASD OTC Securities Exchange top Trader for Week 9 2021 is Lighthouse Asset Management Limited with ₦44.7 million

Week 9 ADVANCER(S) & DECLINERS

Security code	Week 9	Week 8	Δ WiD
SDACORN	0.17	0.16	6.25% ↑
SDFCWAMCO	120.34	119.43	0.76% ↑
SDCSCSPCLC	15.72	16.5	-4.73% ↓
SDNDEP	270	292.82	-7.79% ↓

TOP TRADED SECURITIES

SECURITIES	VOLUME	VALUE (₦)
SDFCWAMCO	509,904	61,352,496.00
SDCSCSPCLC	81,650	1,296,814.35
SDAIRLIQ	5,100	30,600.00
SDNDEP	8,000	2,160,000.00
SDACORN	1,108,800	188,496.00
SDIGIPLC	611,050	42,773.50
SDFUMMAN	166	262.28
SDFOODCPT	125,000	100,000.00

KEY METRICS

Market Capitalization	₦500.32 Billion
NSI	697.3 Points
Volume of Trades (YTD)	26.65 Million
Number of Trades (YTD)	275
Value of Trades (YTD)	₦667.23 Million