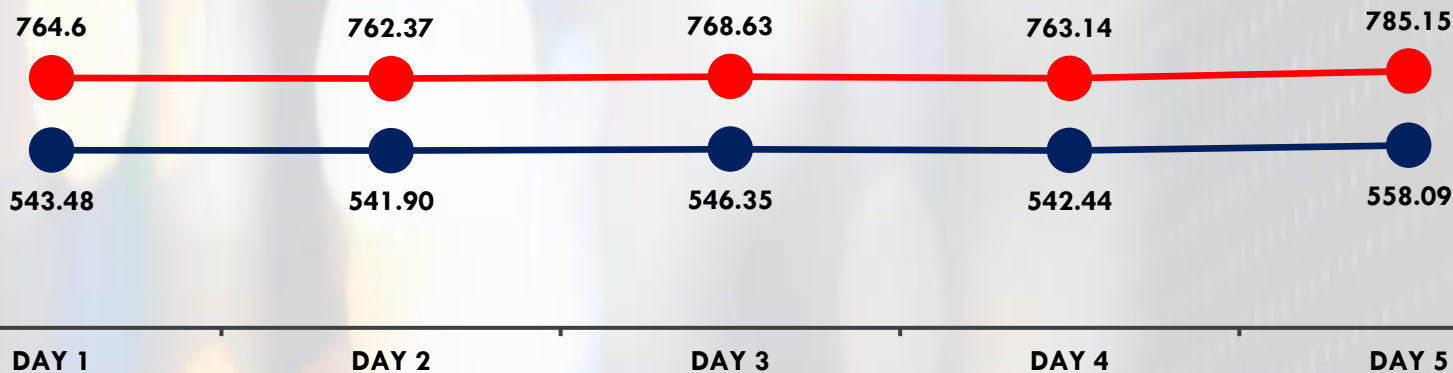


WEEK 16 MARKET SUMMARY

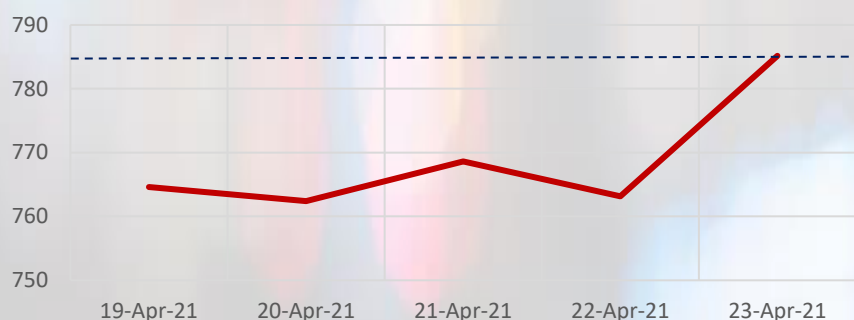


MARKET OVERVIEW

Year to Date Overview

- NASD OTC Securities Exchange Market closed on a positive note last week, as the market recorded a decrease in trade performance. NASD Security Index ("NSI") Year to date (YTD) return rose by 5.86%

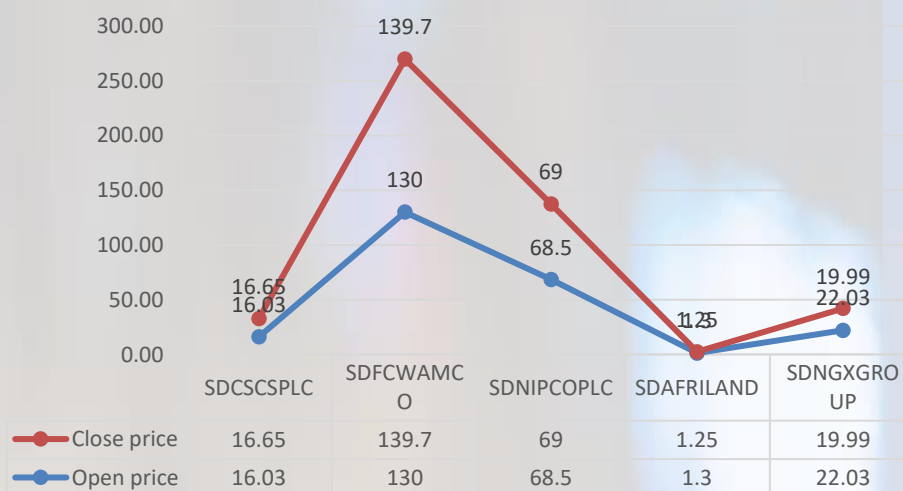
NSI WEEK 16 Performance



WEEK 16 Market Overview

- The NASD Security Index (NSI) rose by 2.69% to close at 785.15 points as against 767.43 points in the previous week.
- In addition, NASD Investors gain ₦12.59 Billion in Market capitalisation. NASD OTC Market capitalization closed at ₦558.09 Billion compared to ₦545.50 Billion at close of last week.

WEEK 16 Price Review



- Total trade activity for WEEK 16 was valued at ₦1.55 Billion in 269 deals

ECONOMIC INDICATORS

Real GDP Growth	2.9%
Inflation (YoY)	17.33%
Interest rate	11.50%
FX(Official Window)	₦ 380.7: US \$1

MARKET ESTIMATES

TRADING ACTIVITY

	WEEK 16	WEEK 15	Δ WtD
Number of deals	269	130	106.92% ↑
Volume traded ('Mn)	81.30	12.85	70.073% ↑
Value traded (₦Mn)	₦ 1,557.78	₦ 281.71	452.96.% ↑

TRADER OF THE WEEK



NASD OTC Securities Exchange top Trader for WEEK 16 2021 is Heritage Capital Markets Limited with ₦632.8 million

WEEK 16 ADVANCER(S) & DECLINERS

Security code	WEEK 16	WEEK 15	Δ WtD
SDCSCSPCLC	16.65	16.03	3.87% ↑
SDFCWAMCO	139.7	130	7.64% ↑
SDNIPCOPLC	69	68.50	0.73% ↑
SDAFRILAND	1.25	1.3	3.85% ↓
SDNGXGROUP	19.99	22.03	9.26% ↓

TOP TRADED SECURITIES

SECURITIES	VOLUME	VALUE (₦)
SDNGXGROUP	64,581,972	1,230,202,251.48
SDFCWAMCO	531,865	69,826,372.60
SDCSCSPCLC	16,024,982	242,245,163.70
SDNDEP	25,678	8,551,690.00
SDAFRILAND	25,528	31,978.20
SDNIPCOPLC	18,000	21,600.00
SDNIPCOPLC	100,000	6,900,000.00

KEY METRICS

Market Capitalization	₦558.09 Billion
NSI	785.15 Points
Volume of Trades (YTD)	135.85 Million
Number of Trades (YTD)	800
Value of Trades (YTD)	₦3.33 Billion