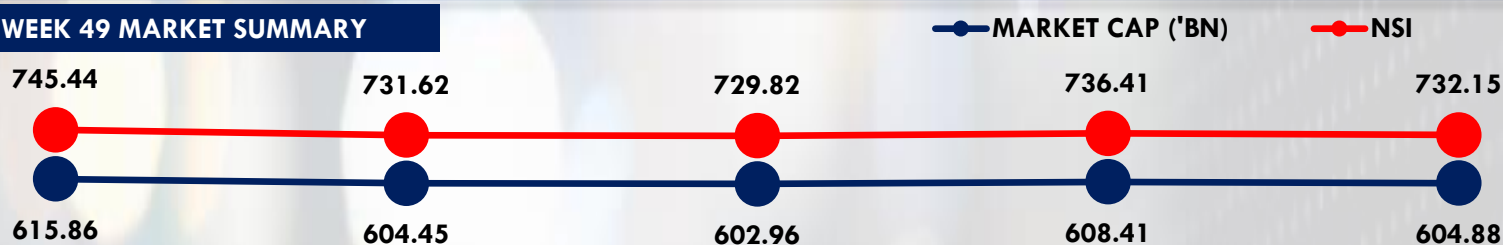


WEEK 49 MARKET SUMMARY



DAY 1

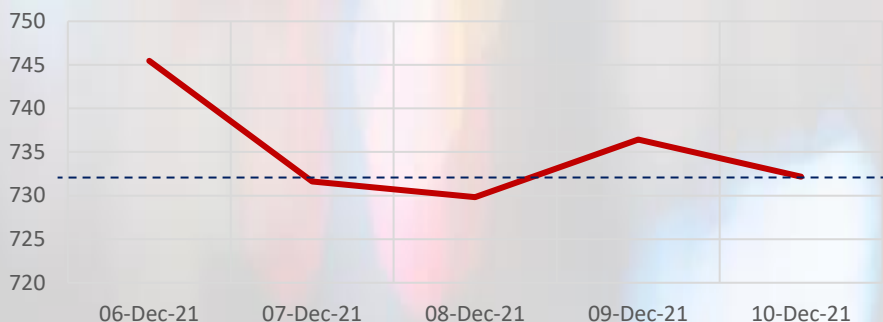
DAY 2

MARKET OVERVIEW

Year to Date Overview

- NASD OTC Securities Exchange Market closed on a positive note last week, as the market recorded an decrease in trade performance. NASD Security Index ("NSI") Year to date (YTD) return fell by 1.28%

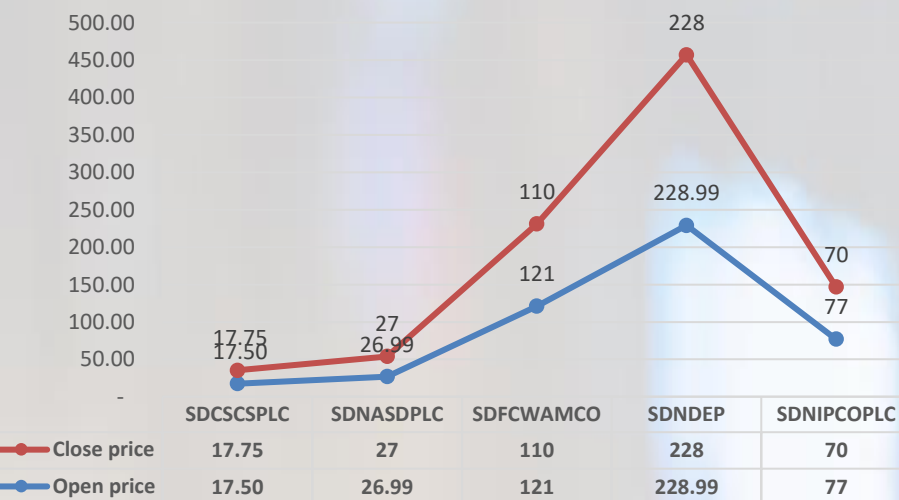
NSI WEEK 49 Performance



WEEK 49 Market Overview

- The NASD Security Index (NSI) decreased by 1.78% to close at 732.15 points as against 745.44 points in the previous week.
- In addition, NASD Investors gained ₦10.98 Billion in Market Capitalisation. NASD OTC Market Capitalization closed at ₦604.88 Billion compared to ₦615.86 Billion at close of last week.

WEEK 49 Price Review



- Total trade activity for WEEK 49 was valued at ₦155.76 Million in 53 deals

ECONOMIC INDICATORS

Real GDP Growth	2.9%
Inflation (YoY)	18.12%
Interest rate	11.50%
FX(Official Window)	₦410.75: US \$ 1

DAY 3

DAY 4

DAY 5

MARKET ESTIMATES

TRADING ACTIVITY

	WEEK 49	WEEK 48	Δ WiD
Number of deals	53	27	96.30% ↑
Volume traded ('Mn)	6.57	22.90	71.31% ↓
Value traded ('Mn)	₦155.76	₦83.55	86.43% ↑

TRADER OF THE WEEK



NASD OTC Securities Exchange top Trader for WEEK 49 2021 is **Reward Investments & Services Limited** with ₦93.8 Million

WEEK 49 ADVANCER(S) & DECLINERS

Security code	WEEK 49	WEEK 48	Δ WiD
SDCSCSPLC	17.75	17.50	1.43% ↑
SDNASDPLC	27	26.99	0.04% ↑
SDFCWAMCO	110	121	-9.09% ↓
SDNDEP	228	228.99	-0.43% ↓
SDNIPCOPLC	70	77	-9.09% ↓

TOP TRADED SECURITIES

SECURITIES	VOLUME	VALUE (₦)
SDFCWAMCO	119,858	13,501,705.20
SDCSCSPLC	4,730,696	82,824,194.75
SDNASDPLC	1,252,500	33,916,000.00
SDNIPCOPLC	283,066	19,841,620.00
SDNDEP	24,220	5,530,560.00
SDUBNPROP	150,000	148,500.00
SDAFRILAND	1,000	1,070.00
SDRSOURCE	10,000	4,500.00

KEY METRICS

Market Capitalization	₦604.88 Billion
NSI	732.15 Points
Volume of Trades (YTD)	12.82 Billion
Number of Trades (YTD)	4,907
Value of Trades (YTD)	₦30.21 Billion