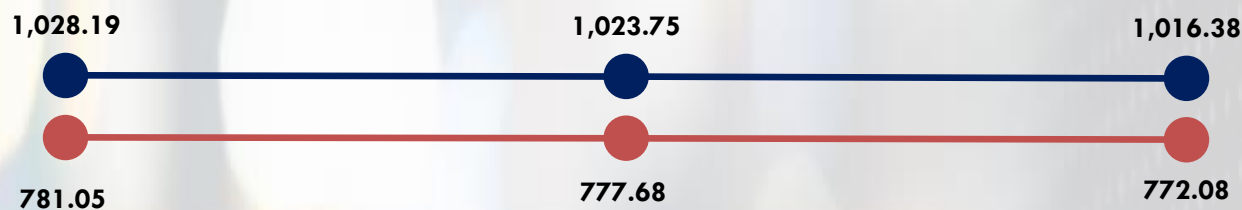


## WEEK 28 MARKET SUMMARY



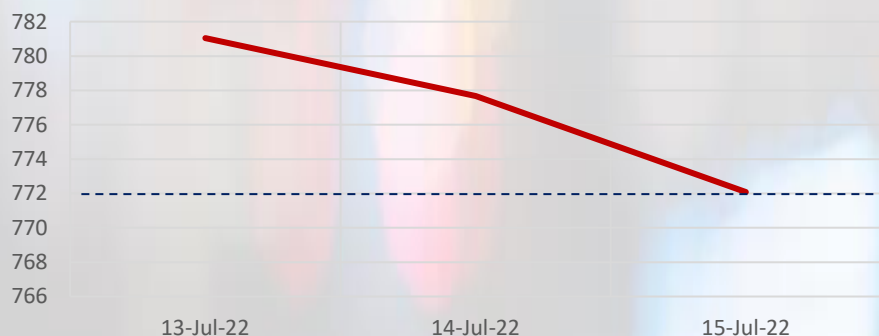
### DAY 1

#### MARKET OVERVIEW

##### Year to Date Overview

- NASD OTC Securities Exchange Market closed on a positive note last week, as the market recorded a increase in trade performance. NASD Security Index ("NSI") Year to date (YTD) return increased by 3.93%

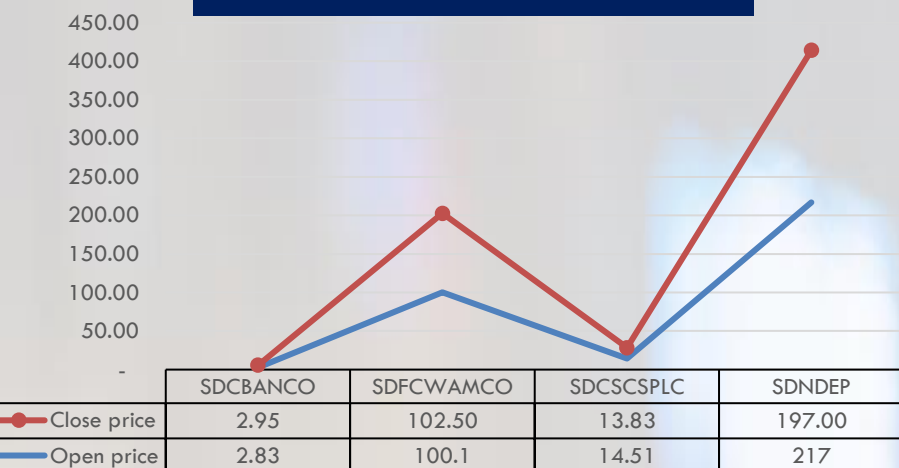
##### NSI WEEK 28 Performance



#### WEEK 28 Market Overview

- The NASD Security Index (NSI) closed on a negative note, to close the week at 772.08 points as against 773.79 points in the previous week.
- In addition, NASD Investors lost ₦0.20 Trillion in Market Capitalisation. NASD OTC Market Capitalisation closed at ₦1.02 Trillion compared to ₦1.02 Trillion at close of last week.

#### WEEK 28 Price Review



- Total trade activity for WEEK 28 was valued at ₦21.40 Million in 34 deals

#### ECONOMIC INDICATORS

Real GDP Growth	3.11%
Inflation (YoY)	18.60
Interest rate	14.00%
FX(Official Window)	₦414.92: US \$1

### DAY 2

#### MARKET ESTIMATES

##### TRADING ACTIVITY

	WEEK 28	WEEK 27	Δ WtD
Number of deals	34	101	66.34% ↓
Volume traded ('Mn)	3.69	43.46	91.50% ↓
Value traded ('Mn)	21.40	637.84	96.64% ↓

##### TRADER OF THE WEEK

**Capital Bancorp**

NASD OTC Securities Exchange top Trader for WEEK 28 2022 Capital Bancorp Limited with ₦19.85 Million

##### WEEK 28 ADVANCER(S) & DECLINERS

Security code	WEEK 28	WEEK 27	Δ WtD
SDCBANCO	2.95	2.83	4.24% ↑
SDFCWAMCO	102.5	100.1	2.40% ↑
SDCSCSPCL	13.83	14.51	4.69% ↓
SDNDP	197	217	9.22% ↓

##### TOP TRADED SECURITIES

SECURITIES	VOLUME	VALUE (₦)
SDFCWAMCO	89,475	9,334,997.75
SD11PLC	8,375	1,507,601.00
SDCSCSPCL	21,640	301,050.80
SDCITITRUST	22,300	178,650.00
SDCBANCO	3,500,000	9,915,000.00
SDVFDGROUP	500	122,440.00
SDFOODCPT	50,000	47,500.00

##### KEY METRICS

Market Capitalization	₦1.02 Trillion
NSI	772.08 Points
Volume of Trades (YTD)	3.23 Billion
Number of Trades (YTD)	1,619
Value of Trades (YTD)	₦21.95 Billion