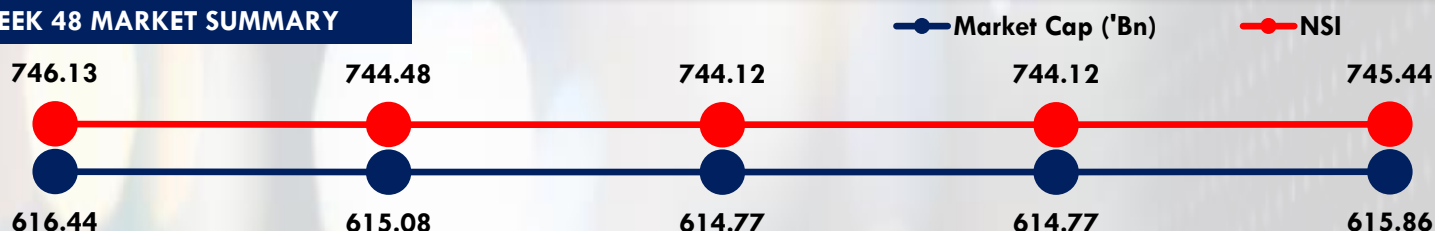


WEEK 48 MARKET SUMMARY



DAY 1

DAY 2

DAY 3

DAY 4

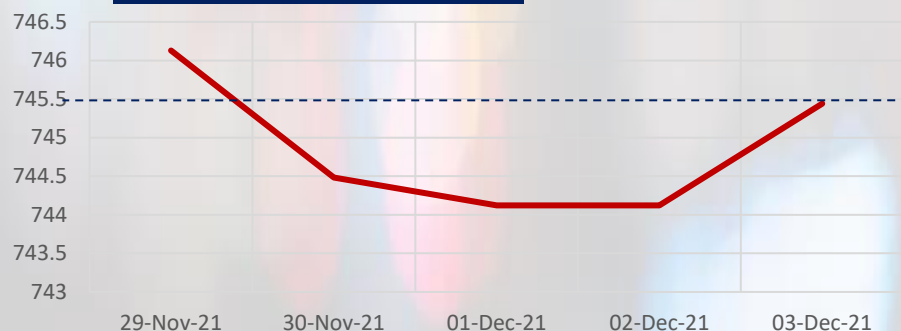
DAY 5

MARKET OVERVIEW

Year to Date Overview

- NASD OTC Securities Exchange Market closed on a positive note last week, as the market recorded an increase in trade performance. NASD Security Index ("NSI") Year to date (YTD) return rose by 0.51%

NSI WEEK 48 Performance




MARKET ESTIMATES

TRADING ACTIVITY

	WEEK 48	WEEK 47	Δ WtD
Number of deals	27	30	10.00% ↓
Volume traded ('Mn)	22.90	2.34	877.36% ↑
Value traded ('Mn)	₦83.55	₦34.84	139.78% ↑

TRADER OF THE WEEK



NASD OTC Securities Exchange top Trader for WEEK 48 2021 is **TRW Stockbrokers Limited** with ₦65.24 Million

WEEK 48 ADVANCER(S) & DECLINERS

Security code	WEEK 48	WEEK 47	Δ WtD
SDFCWAMCO	121	119.42	1.32% ↑
SDNASDPLC	26.99	25.22	7.02% ↑
SDUBNPROP	0.99	0.9	10.00% ↑
SDFOODCPT	0.81	0.9	-10.00% ↓
SDMIXREAL	1.76	1.95	-9.74% ↓

TOP TRADED SECURITIES

SECURITIES	VOLUME	VALUE (₦)
SDNASDPLC	2,372,594	63,968,796.06
SDFCWAMCO	23,079	2,789,480.00
SDUBNPROP	350,000	324,000.00
SDCSCSPLC	2,588	44,213.60
SDFOODCPT	20,059,500	16,248,195.00
SDMIXREAL	100,000	176,000.00
SDGEFLUID	500	350.00

WEEK 48 Market Overview

- The NASD Security Index (NSI) increased by 0.07% to close at 745.44 points as against 744.9 points in the previous week.
- In addition, NASD Investors gained ₦0.44 Billion in Market Capitalisation. NASD OTC Market Capitalization closed at ₦615.86 Billion compared to ₦615.42 Billion at close of last week.

WEEK 48 Price Review



- Total trade activity for WEEK 48 was valued at ₦83.55 Million in 27 deals

ECONOMIC INDICATORS

Real GDP Growth	2.9%
Inflation (YoY)	18.12%
Interest rate	11.50%
FX(Official Window)	₦410.74: US \$1

KEY METRICS

Market Capitalization	₦615.86 Billion
NSI	745.44 Points
Volume of Trades (YTD)	12.81 Billion
Number of Trades (YTD)	4,854
Value of Trades (YTD)	₦30.05 Billion