


Week 7 MARKET SUMMARY

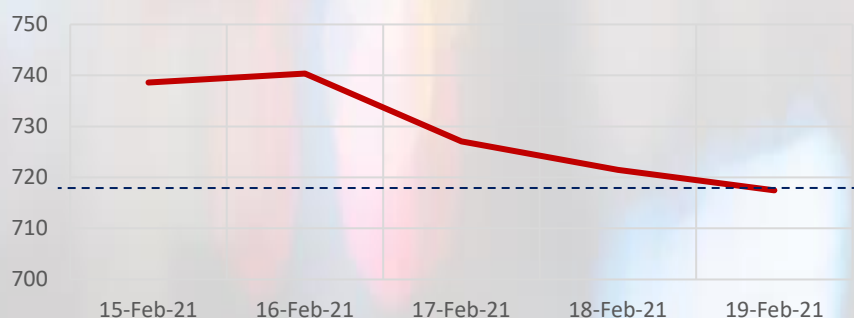


MARKET OVERVIEW

Year to Date Overview

- NASD OTC Securities Exchange Market closed on a negative note last week, as the market recorded a decrease in trade performance. NASD Security Index ("NSI") Year to date (YTD) return fell by 3.27%

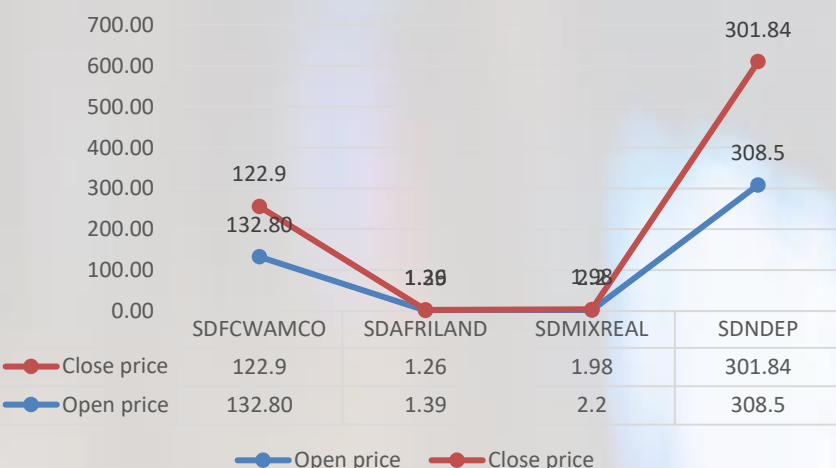
NSI Week 7 Performance



Week 7 Market Overview

- The NASD Security Index (NSI) fell by 2.50% to close at 717.43 points as against 735.84 points in the previous week.
- In addition, NASD Investors lose ₦13.22 Billion in Market capitalization. NASD OTC Market capitalization closed at ₦514.76 Billion compared to ₦527.98 Billion at close of last week.

Week 7 Price Review



- Total trade activity for Week 7 was valued at ₦84.18 Million in 43 deals

ECONOMIC INDICATORS


Real GDP Growth	2.9%
Inflation (YoY)	13.39%
Interest rate	11.50%
FX(Official Window)	₦ 380: US \$ 1

MARKET ESTIMATES

TRADING ACTIVITY

	Week 7	Week 6	Δ WiD
Number of deals	43	29	48.28 % ↑
Volume traded ('Mn)	2.53	1.29	16.12 % ↑
Value traded ('Mn)	₦ 84.18	₦ 84.27	96.37 % ↓

TRADER OF THE WEEK



NASD OTC Securities Exchange top Trader for Week 7 2021 is TRW STOCKBROKERS LIMITED with ₦35.3 million

Week 7 ADVANCER(S) & DECLINERS

Security code	Week 7	Week 6	Δ WiD
SDAFRILAND	1.26	1.39	-9.35% ↓
SDFCWAMCO	122.9	132.8	-7.45% ↓
SDMIXREAL	1.98	2.2	-10.00% ↓
SDNDEP	301.84	308.5	-2.16% ↓

TOP TRADED SECURITIES

SECURITIES	VOLUME	VALUE (₦)
SDFCWAMCO	267,727	34,554,640.90
SDCSCSPIC	1,546,500	24,749,000.00
SDNDEP	69,190	20,884,315.00
SDAFRILAND	70,844	89,271.48
SDUBNPROP	1,000	1,260.00

KEY METRICS

Market Capitalization	₦514.76 Billion
NSI	717.43 Points
Volume of Trades (YTD)	23.83 Million
Number of Trades (YTD)	214
Value of Trades (YTD)	₦570.44 Million