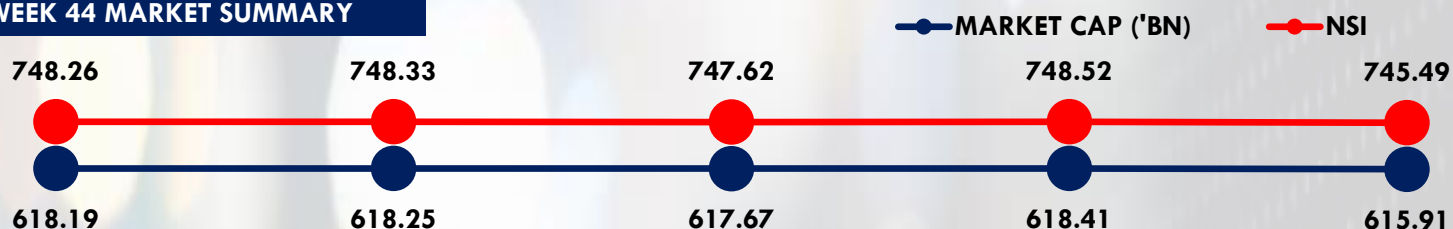


WEEK 44 MARKET SUMMARY



DAY 1

DAY 2

DAY 3

DAY 4

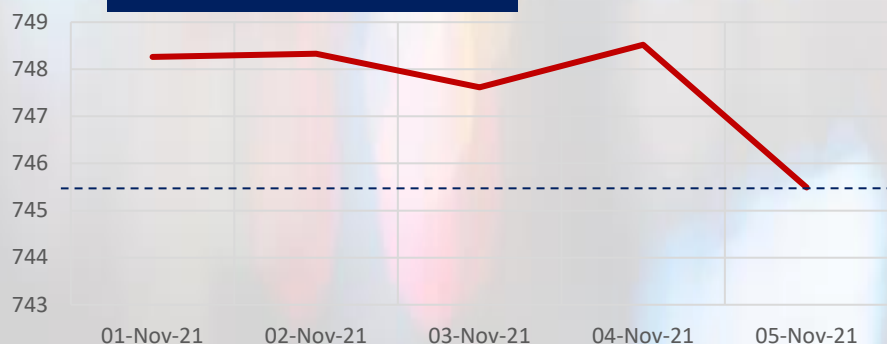
DAY 5

MARKET OVERVIEW

Year to Date Overview

- NASD OTC Securities Exchange Market closed on a positive note last week, as the market recorded an increase in trade performance. NASD Security Index ("NSI") Year to date (YTD) return rose by 0.52%

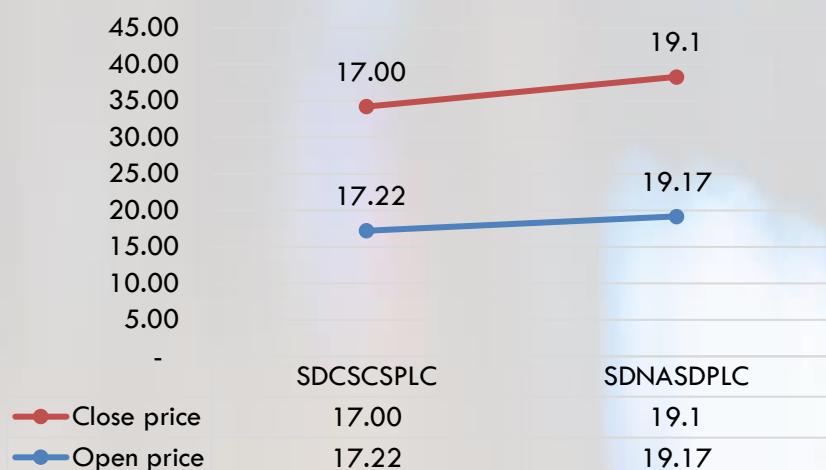
NSI WEEK 44 Performance



WEEK 44 Market Overview

- The NASD Security Index (NSI) fell by 0.18% to close at 745.49 points as against 746.86 points in the previous week.
- In addition, NASD Investors lost ₦1.13 Billion in Market Capitalisation. NASD OTC Market Capitalization closed at ₦615.91 Billion compared to ₦617.04 Billion at close of last week.

WEEK 44 Price Review



- Total trade activity for WEEK 44 was valued at ₦60.10 Million in 43 deals

ECONOMIC INDICATORS

| | |
|---------------------|-----------------|
| Real GDP Growth | 2.9% |
| Inflation (YoY) | 18.12% |
| Interest rate | 11.50% |
| FX(Official Window) | ₦410.79: US \$1 |

MARKET ESTIMATES

TRADING ACTIVITY

| | WEEK 44 | WEEK 43 | Δ WtD |
|---------------------|---------|---------|----------|
| Number of deals | 43 | 65 | 33.85% ↓ |
| Volume traded ('Mn) | 3.78 | 1.95 | 93.38% ↑ |
| Value traded ('Mn) | ₦60.10 | ₦121.13 | 50.38% ↓ |

TRADER OF THE WEEK



NASD OTC Securities Exchange top Trader for WEEK 44 2021 is **Bestworth Assets & Trust Limited** with ₦27.5 Million

WEEK 44 ADVANCER(S) & DECLINERS

| Security code | WEEK 44 | WEEK 43 | Δ WtD |
|---------------|---------|---------|---------|
| SDCSCSPLC | 17 | 17.22 | 1.28% ↓ |
| SDNASDPLC | 19.1 | 19.17 | 0.37% ↓ |

TOP TRADED SECURITIES

| SECURITIES | VOLUME | VALUE (₦) |
|------------|-----------|---------------|
| SDFCWAMCO | 243,662 | 30,445,951.00 |
| SDCSCSPLC | 654,650 | 11,378,476.64 |
| SDNASDPLC | 884,182 | 16,982,793.62 |
| SDSWAPPLC | 2,000,000 | 1,280,000.00 |
| SDNDEP | 50 | 12,250.00 |
| SDNIPCOPLC | 50 | 4,000.00 |

KEY METRICS

| | |
|------------------------|-----------------|
| Market Capitalization | ₦615.91 Billion |
| NSI | 745.49 Points |
| Volume of Trades (YTD) | 12.78 Billion |
| Number of Trades (YTD) | 4,714 |
| Value of Trades (YTD) | ₦29.89 Billion |