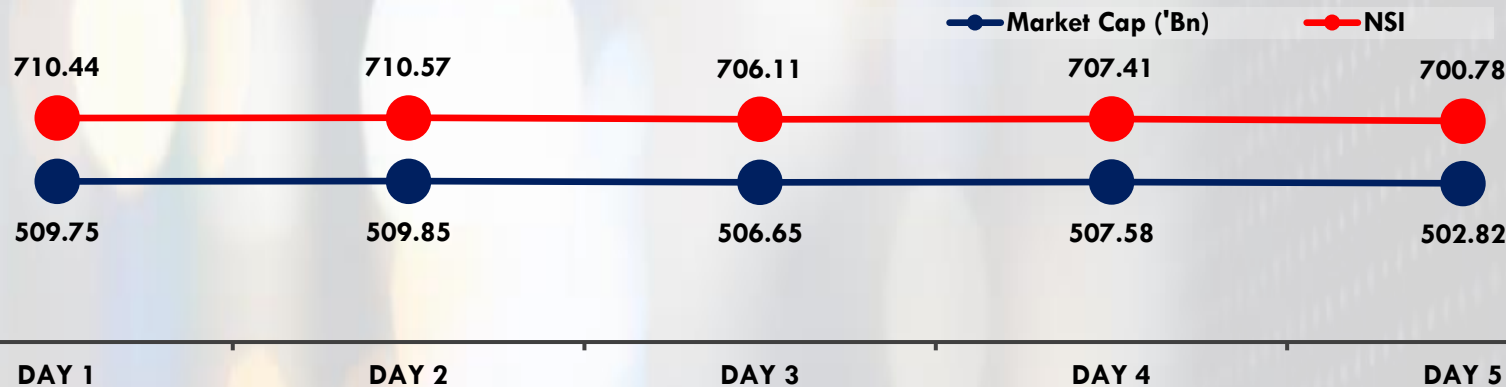


Week 10 MARKET SUMMARY

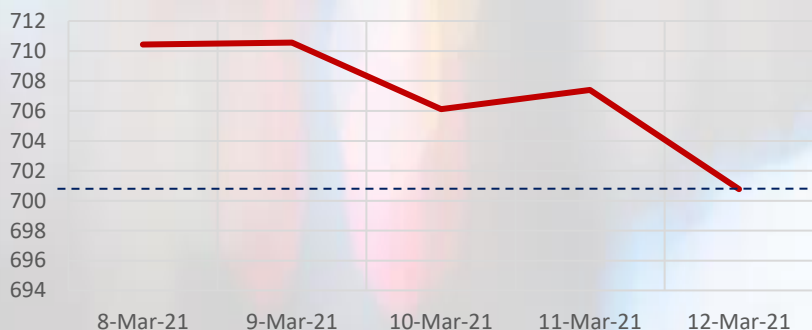


MARKET OVERVIEW

Year to Date Overview

- NASD OTC Securities Exchange Market closed on a negative note last week, as the market recorded a decrease in trade performance. NASD Security Index ("NSI") Year to date (YTD) return fell by 5.51%

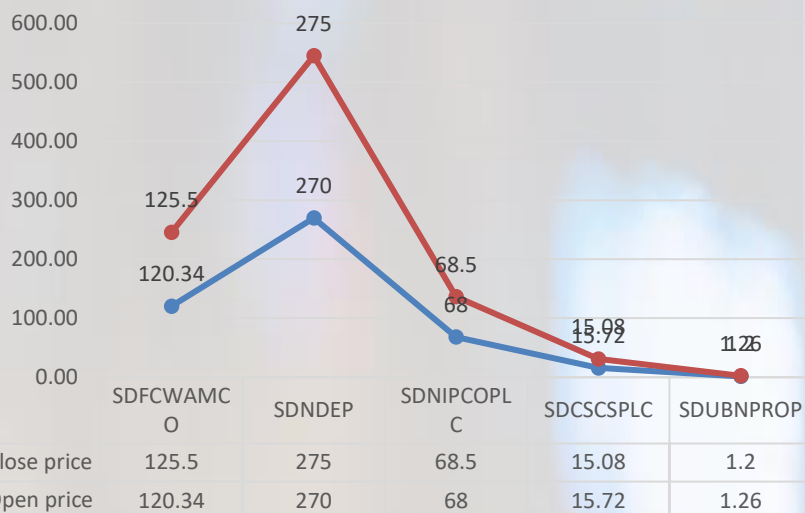
NSI Week 10 Performance



Week 10 Market Overview

- The NASD Security Index (NSI) fell by 0.50% to close at 700.8 points as against 697.3 points in the previous week.
- In addition, NASD Investors gain ₦2.50 Billion in Market capitalization. NASD OTC Market capitalization closed at ₦502.82 Billion compared to ₦500.32 Billion at close of last week.

Week 10 Price Review



- Total trade activity for Week 10 was valued at ₦58.75 Million in 27 deals

ECONOMIC INDICATORS

Real GDP Growth	2.9%
Inflation (YoY)	13.39%
Interest rate	11.50%
FX(Official Window)	₦ 381: US \$ 1

MARKET ESTIMATES

TRADING ACTIVITY

	Week 10	Week 9	Δ WiD
Number of deals	27	35	(22.86)% ↓
Volume traded ('Mn)	8.49	2.44	246.92% ↑
Value traded ('Mn)	₦ 58.75	₦ 65.17	(9.85)% ↓

TRADER OF THE WEEK



NASD OTC Securities Exchange top Trader for Week 10 2021 is Meristem Securities Limited with ₦19.6 million

Week 10 ADVANCER(S) & DECLINERS

Security code	Week 10	Week 9	Δ WiD
SDNIPCOPLC	68.5	68	0.74% ↑
SDFCWAMCO	125.5	120.34	4.29% ↑
SDNDEP	275	270	1.85% ↑
SDCSCSPLC	15.08	15.08	-4.07% ↓
SDUBNPROP	1.2	1.26	-4.76% ↓

TOP TRADED SECURITIES

SECURITIES	VOLUME	VALUE (₦)
SDFCWAMCO	238,726	29,813,010.50
SDCSCSPLC	300,400	4,531,300.00
SDNIPCOPLC	7,810	534,985.00
SDNDEP	53,500	14,911,700.00
SDFOODCPT	1,498,000	1,198,400.00
SDUBNPROP	6,400,000	7,764,000.00

KEY METRICS

Market Capitalization	₦502.82 Billion
NSI	700.78 Points
Volume of Trades (YTD)	35.03 Million
Number of Trades (YTD)	300
Value of Trades (YTD)	₦711.78 Million