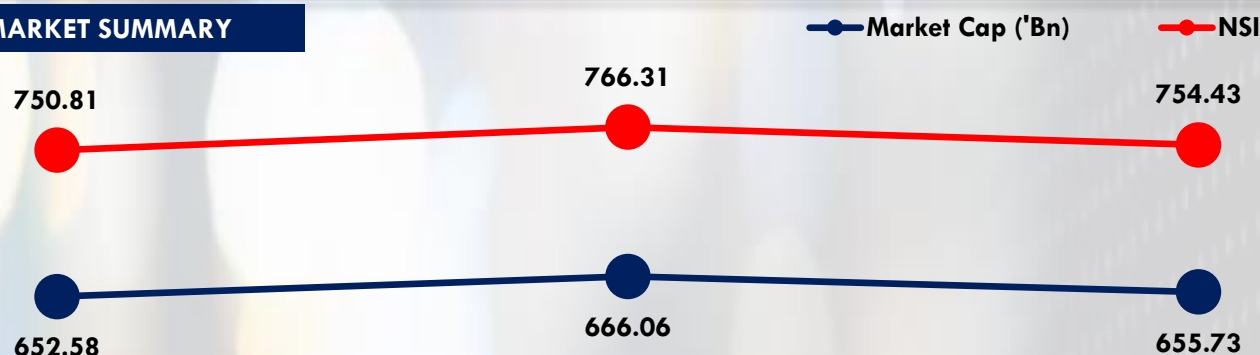


WEEK 29 MARKET SUMMARY

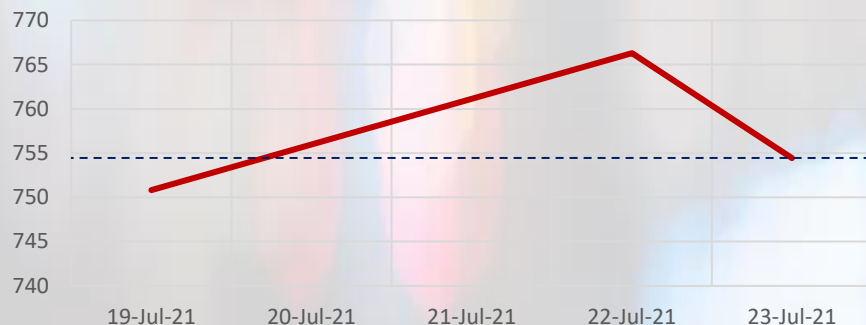


MARKET OVERVIEW

Year to Date Overview

- NASD OTC Securities Exchange Market closed on a positive note last week, as the market recorded a increase in trade performance. NASD Security Index ("NSI") Year to date (YTD) return rose by 1.72%

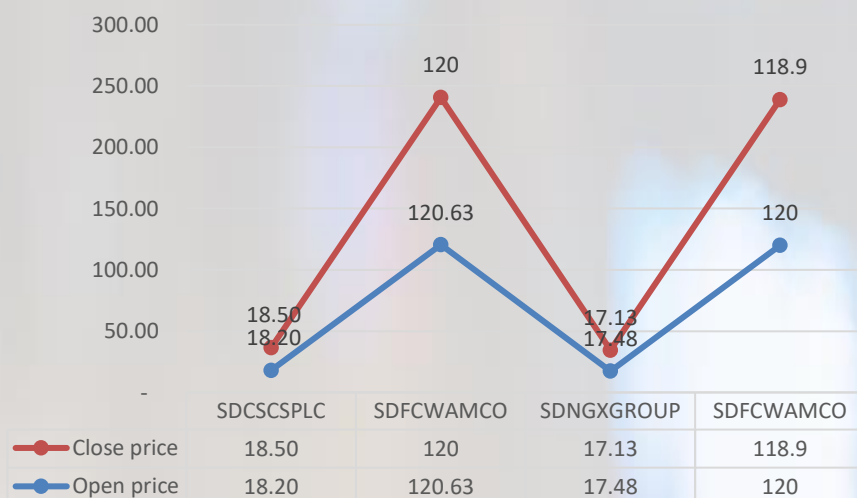
NSI WEEK 29 Performance



WEEK 29 Market Overview

- The NASD Security Index (NSI) rose by 0.04% to close at 754.43 points as against 754.11 points in the previous week.
- In addition, NASD Investors gain ₦0.28 Billion in Market Capitalisation. NASD OTC Market Capitalization closed at ₦655.73 Billion compared to ₦655.45 Billion at close of last week.

WEEK 29 Price Review



- Total trade activity for WEEK 29 was valued at ₦180.71 Million in 79 deals

ECONOMIC INDICATORS

Real GDP Growth	2.9%
Inflation (YoY)	18.12%
Interest rate	11.50%
FX(Official Window)	₦411.25: US \$1

MARKET ESTIMATES

TRADING ACTIVITY

	WEEK 29	WEEK 28	Δ WiD
Number of deals	79	175	54.86% ↓
Volume traded ('Mn)	8.82	28.71	69.27% ↓
Value traded ('Mn)	₦180.71	₦1,523.13	88.14% ↓

TRADER OF THE WEEK



NASD OTC Securities Exchange top Trader for WEEK 29 2021 is **Greenwich Securities Limited** with ₦6.1 Million

WEEK 29 ADVANCER(S) & DECLINERS

Security code	WEEK 29	WEEK 28	Δ WiD
SDCSCSPCLC	18.50	18.20	1.65% ↑
SDFCWAMCO	120.08	120.63	-0.46% ↓
SDNGXGROUP	17.13	17.48	-2.00% ↓

TOP TRADED SECURITIES

SECURITIES	VOLUME	VALUE (₦)
SDNGXGROUP	8,287,550	142,464,802.50
SDFCWAMCO	254,486	30,657,520.00
SDNDEP	9,570	2,787,570.50
SDCSCSPCLC	270,150	4,805,470.00
SDMIXREAL	800	1,584.00

KEY METRICS

Market Capitalization	₦655.73 Billion
NSI	754.43 Points
Volume of Trades (YTD)	1.52 Billion
Number of Trades (YTD)	3156
Value of Trades (YTD)	₦12.09 Billion