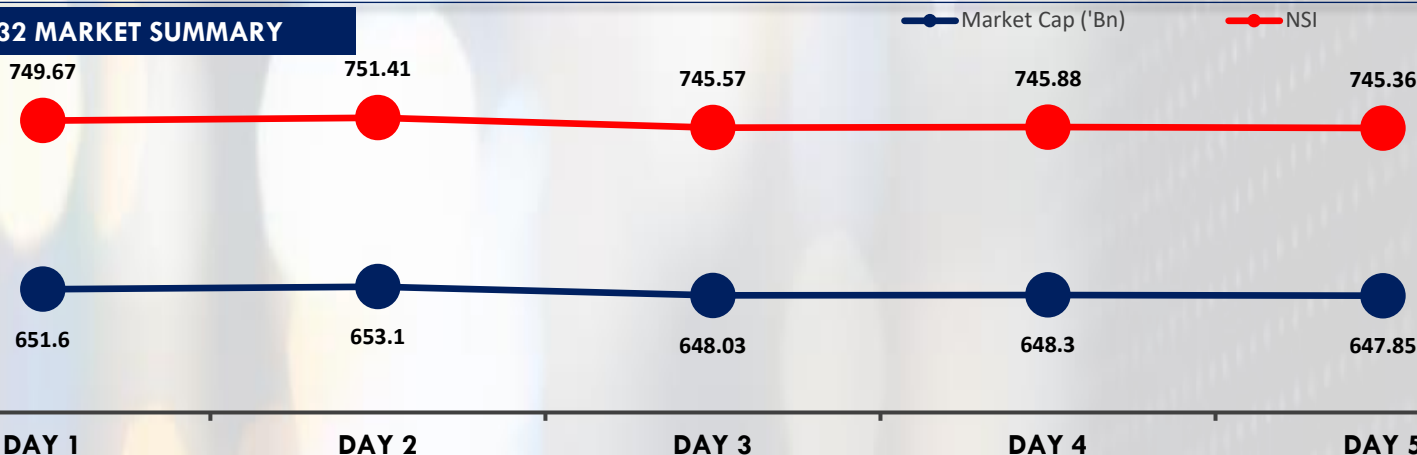


WEEK 32 MARKET SUMMARY

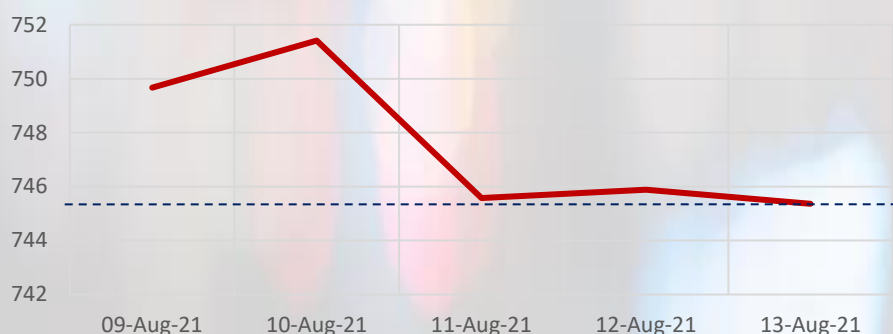


MARKET OVERVIEW

Year to Date Overview

- NASD OTC Securities Exchange Market closed on a positive note last week, as the market recorded a increase in trade performance. NASD Security Index ("NSI") Year to date (YTD) return rose by 0.50%

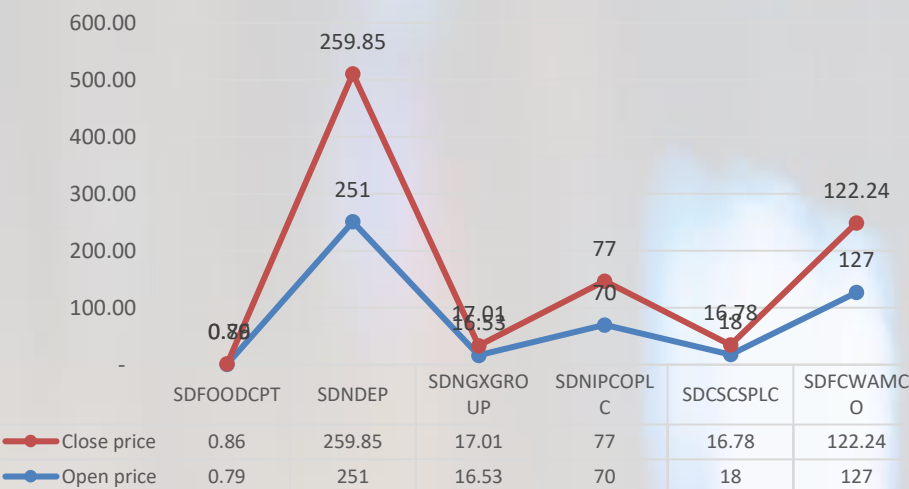
NSI WEEK 32 Performance



WEEK 32 Market Overview

- The NASD Security Index (NSI) fell by 0.99% to close at 745.36 points as against 752.81 points in the previous week.
- In addition, NASD Investors lose ₦6.47 Billion in Market Capitalisation. NASD OTC Market Capitalization closed at ₦647.85 Billion compared to ₦654.32 Billion at close of last week.

WEEK 32 Price Review



- Total trade activity for WEEK 32 was valued at ₦264.29 Million in 99 deals

ECONOMIC INDICATORS

Real GDP Growth	2.9%
Inflation (YoY)	18.12%
Interest rate	11.50%
FX(Official Window)	₦411.13: US \$1

MARKET ESTIMATES

TRADING ACTIVITY

	WEEK 32	WEEK 31	Δ WiD
Number of deals	99	103	3.88% ↓
Volume traded ('Mn)	37.92	30.84	22.95% ↑
Value traded ('Mn)	₦264.29	₦1,048.24	74.79% ↓

TRADER OF THE WEEK



NASD OTC Securities Exchange top Trader for WEEK 32 2021 is **Anchoria Investment and Securities Limited** with ₦121.3 Million

WEEK 32 ADVANCER(S) & DECLINERS

Security code	WEEK 32	WEEK 31	Δ WiD
SDFOODCPT	0.86	0.79	8.86% ↑
SDNDEP	259.85	251	3.53% ↑
SDNGXGROUP	17.01	16.53	2.90% ↑
SDNIPCOPLC	77	70.00	10.00% ↑
SDCSCSPCLC	16.78	18	-6.78% ↓
SDFCWAMCO	122.24	127	-3.75% ↓

TOP TRADED SECURITIES

SECURITIES	VOLUME	VALUE (₦)
SDNGXGROUP	7,250,852	121,713,194.83
SDFCWAMCO	89,919	10,984,535.60
SDCSCSPCLC	368,100	6,247,884.05
SDNASDPLC	30,000,000	105,060,395.72
SDNDEP	70,159	18,211,045.00
SDNIPCOPLC	25,550	1,967,350.00
SDFOODCPT	125,000	107,500.00

KEY METRICS

Market Capitalization	₦647.85 Billion
NSI	745.36 Points
Volume of Trades (YTD)	1.90 Billion
Number of Trades (YTD)	3531
Value of Trades (YTD)	₦14.13 Billion