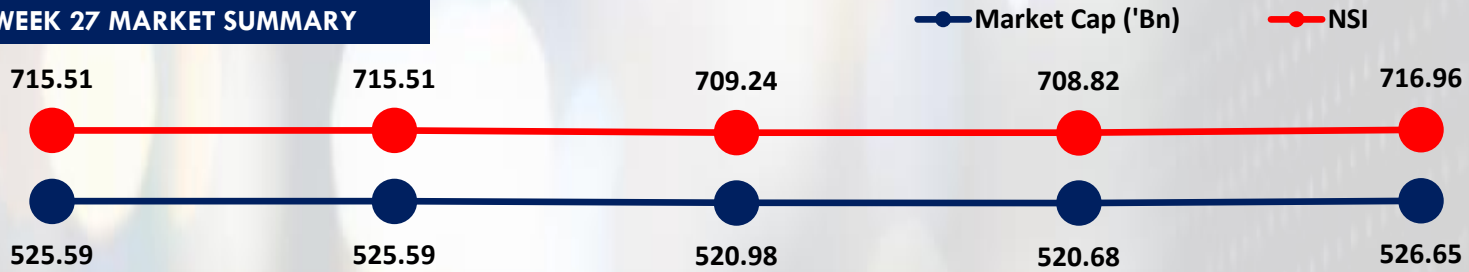




WEEK 27 MARKET SUMMARY



DAY 1

DAY 2

DAY 3

DAY 4

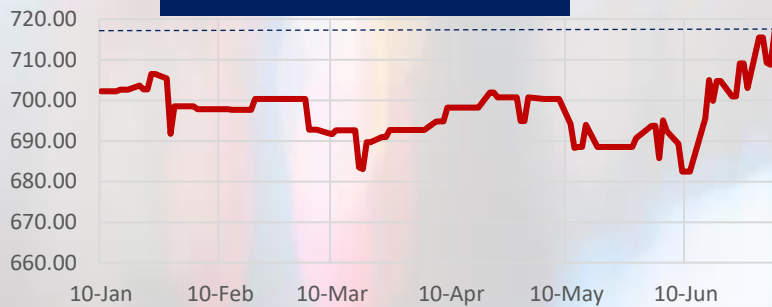
DAY 5

MARKET OVERVIEW

Year to Date Overview

- NASD OTC Securities Exchange Market closed on a positive note last week, as the market recorded an increase in performance. NASD Security Index ("NSI") Year to date (YTD) return rose by 2.78%.

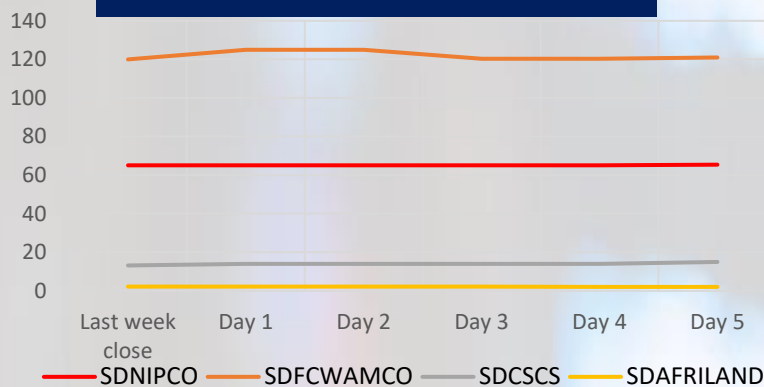
NSI Year-to-Date Performance



Week 27 Overview

- The NASD Security Index (NSI) rose by 1.98% to close at 716.96 points as against 703.01 points on the preceding Friday
- In addition, Week 27 saw NASD Investors gain ₦10.24 Billion in Market capitalization. NASD OTC Market capitalization closed at ₦526.65 Billion compared to ₦516.41 Billion on the preceding Friday, resulting from an increase in prices.

Advancer(s) and Decliner(s) Price Movement



- Total trade activity in the week was valued at ₦13.40 Million in 34 deals.
- NASD OTC Securities Exchange Market Advancers for week 27 are NIPCO Plc (SDNIPCOPLC), FrieslandCampina Wamco Nigeria Plc (SDFCWAMCO) and Central Securities Clearing System (SDCSCSPLC).
- NASD OTC Securities Exchange Market Decliner for week 27 is Afriland Properties Plc (SDAFRILAND).

ECONOMIC INDICATORS

Real GDP Growth	1.87%
Inflation (YoY)	12.40%
Interest rate	12.50%
FX(Official Window)	361.00: US \$1

MARKET ESTIMATES

TRADING ACTIVITY

	Week 27	Week 26	%Δ WtD
Number of deals	34	29	17.24% ↑
Volume traded ('000)	224	5,816	-96.14% ↓
Value traded ('000)	₦13,403	₦26,486	-49.40% ↓

TRADER OF THE WEEK



NASD OTC Securities Exchange top Traders for the week is Nigerian International Securities Limited.

ADVANCER(S)

Security code	Week 27	Week 26	%Δ WtD
SDNIPCO	65.31	65	0.31 ↑
SDFCWAMCO	120.86	120	0.86 ↑
SDCSCSPLC	14.98	13.05	1.93 ↑

DECLINER(S)

Security code	Week 27	Week 26	%Δ WtD
SDADRLAND	1.98	2.2	-0.22 ↓

TRADED SECURITIES

SECURITIES	VOLUME	VALUE
SDCSCSPLC	120,700	1,784,095.00
SDFCWAMCO	76,510	9,460,897.15
SDAFRILAND	10,000	19,800.00
SDNIPCOPLC	8,327	543,855.00
SDVFDGROUP	5,320	558,972.40
SDNDEP	3,501	1,032,795.00
SDFANMILK	130	2,600.00

KEY METRICS

Market Capitalization	₦526.65 Billion
NSI	716.96 Points
Volume Dematerialized	96.62 Billion
Dematerialized Percentage	63.19%
Volume of Trades (YTD)	7.79 Billion
Number of Trades (YTD)	730
Value of Trades (YTD)	₦10.13 Billion