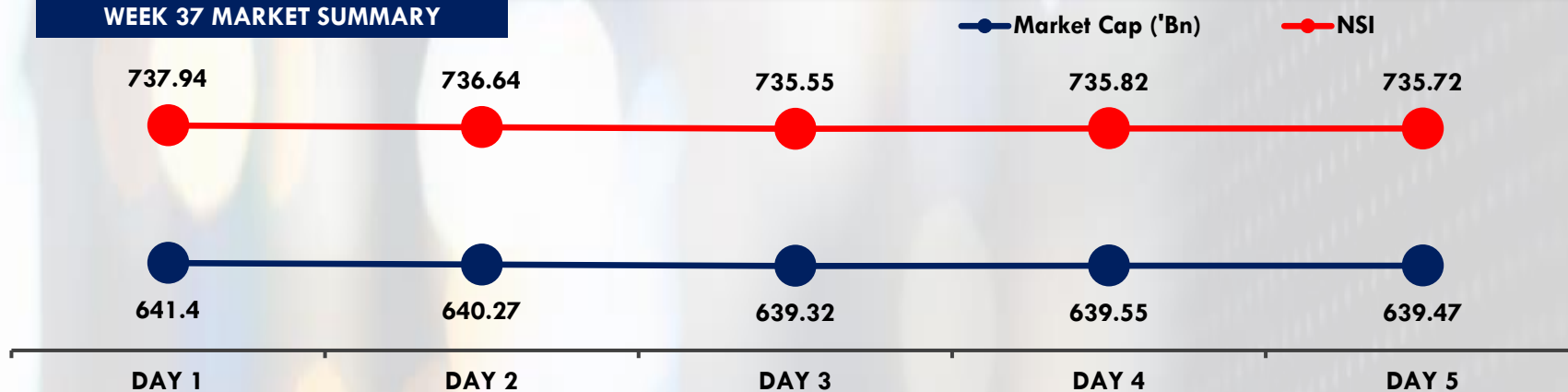


WEEK 37 MARKET SUMMARY

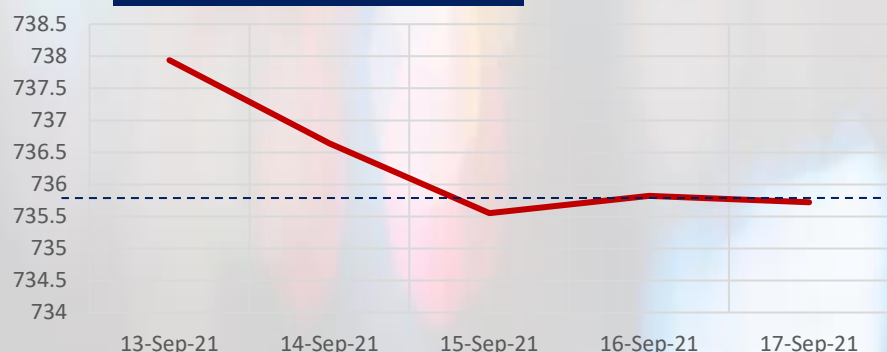


MARKET OVERVIEW

Year to Date Overview

- NASD OTC Securities Exchange Market closed on a negative note last week, as the market recorded a decrease in trade performance. NASD Security Index ("NSI") Year to date (YTD) return declined by 0.80%

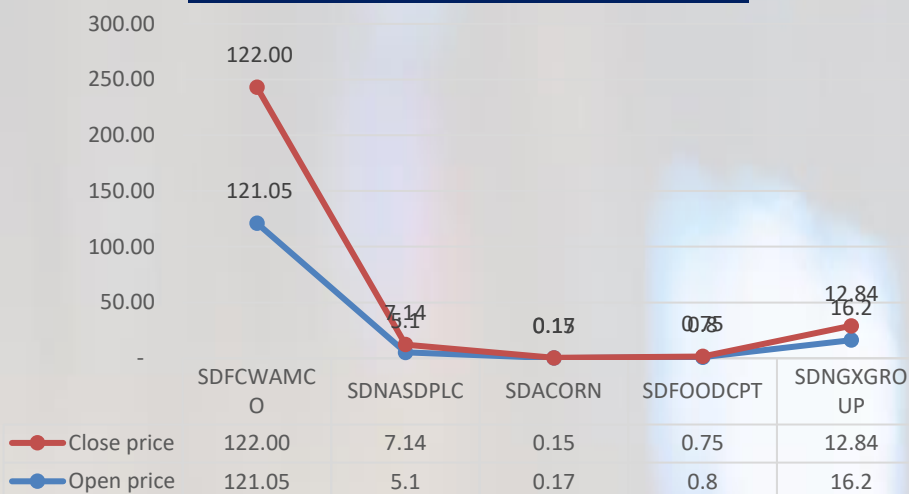
NSI WEEK 37 Performance



WEEK 37 Market Overview

- The NASD Security Index (NSI) fell by 0.29% to close at 735.72 points as against 737.87 points in the previous week.
- In addition, NASD Investors lose ₦1.87 Billion in Market Capitalisation. NASD OTC Market Capitalization closed at ₦639.47 Billion compared to ₦641.34 Billion at close of last week.

WEEK 37 Price Review



- Total trade activity for WEEK 37 was valued at ₦237.00 Million in 165 deals

ECONOMIC INDICATORS

Real GDP Growth	2.9%
Inflation (YoY)	18.12%
Interest rate	11.50%
FX(Official Window)	₦411.85: US \$1

MARKET ESTIMATES

TRADING ACTIVITY

	WEEK 37	WEEK 36	Δ WiD
Number of deals	165	103	60.19% ↑
Volume traded ('Mn)	20.99	10.26	104.56% ↑
Value traded ('Mn)	₦237.00	₦1,108,465	78.62% ↓

TRADER OF THE WEEK



NASD OTC Securities Exchange top Trader for WEEK 37 2021 is **Heritage Capital Markets Limited** with ₦229.52 Million

WEEK 37 ADVANCER(S) & DECLINERS

Security code	WEEK 37	WEEK 36	Δ WiD
SDFCWAMCO	122.00	121.05	0.78% ↑
SDNASDPLC	7.14	5.1	40.00% ↑
SDACORN	0.15	0.17	-11.76% ↓
SDFOODCPT	0.75	0.8	-6.25% ↓
SDNGXGROUP	12.84	16.2	-20.74% ↓

TOP TRADED SECURITIES

SECURITIES	VOLUME	VALUE (₦)
SDACORN	880,000	134,640.00
SDNGXGROUP	15,335,532	211,187,195.72
SDNASDPLC	2,287,500	13,569,753.00
SDFCWAMCO	68,709	8,402,402.50
SDCSCSPCLC	73,020	1,236,260.00
SDFOODCPT	2,246,400	1,684,800.00
SDNIPCOPLC	400	33,880.00
SDMIXREAL	500	985.00
SDAFRILAND	4,895	5,336.04
SDAIRLIQ	100,000	600,000.00
SD11PLC	705	151,575.00

KEY METRICS

Market Capitalization	₦639.47 Billion
NSI	735.72 Points
Volume of Trades (YTD)	1.96 Billion
Number of Trades (YTD)	4128
Value of Trades (YTD)	₦16.12 Billion